

CHAPTER 1341
DEPARTMENT OF ADMINISTRATION
ACCESSIBILITY FOR BUILDINGS AND FACILITIES

1341.0050	COMPLIANCE.	1341.0540	ADAAG 5.4: DINING AREAS.
1341.0100	ADAAG 1: PURPOSE.	1341.0550	ADAAG 5.5: FOOD SERVICE LINES.
1341.0200	ADAAG 2: GENERAL.	1341.0560	ADAAG 5.6: TABLEWARE AND CONDIMENT AREAS.
	MISCELLANEOUS INSTRUCTIONS	1341.0570	ADAAG 5.7: RAISED PLATFORMS.
1341.0310	ADAAG 3.1: GRAPHIC CONVENTIONS.	1341.0580	ADAAG 5.8: VENDING MACHINES AND OTHER EQUIPMENT.
1341.0320	ADAAG 3.2: DIMENSIONAL TOLERANCES.		MEDICAL CARE FACILITIES
1341.0350	ADAAG 3.5: DEFINITIONS.	1341.0610	ADAAG 6.1: GENERAL.
	ACCESSIBLE ELEMENTS AND SPACES; SCOPE AND TECHNICAL REQUIREMENTS	1341.0620	ADAAG 6.2: ENTRANCES.
1341.0401	ADAAG 4.1 and 4.1.1: MINIMUM SCOPING REQUIREMENTS; APPLICATION.	1341.0630	ADAAG 6.3: PATIENT BEDROOMS.
1341.0403	ADAAG 4.1.2: ACCESSIBLE SITES AND EXTERIOR FACILITIES; NEW CONSTRUCTION.	1341.0640	ADAAG 6.4: PATIENT TOILET ROOMS.
1341.0405	ADAAG 4.1.3: ACCESSIBLE BUILDINGS; NEW CONSTRUCTION.		BUSINESS AND MERCANTILE
1341.0409	ADAAG 4.1.5: ACCESSIBLE BUILDINGS; ADDITIONS.	1341.0710	ADAAG 7.1: GENERAL.
1341.0411	ADAAG 4.1.6: ACCESSIBLE BUILDINGS; ALTERATIONS.	1341.0720	ADAAG 7.2: SALES AND SERVICE COUNTERS; TELLER AND SALES WINDOWS; INFORMATION COUNTERS.
1341.0413	ADAAG 4.1.7: ACCESSIBLE BUILDINGS; HISTORIC PRESERVATION.	1341.0730	ADAAG 7.3: CHECK-OUT AISLES.
1341.0420	ADAAG 4.2: SPACE ALLOWANCE AND REACH RANGES.	1341.0740	ADAAG 7.4: SECURITY BOLLARDS.
1341.0422	ADAAG 4.3: ACCESSIBLE ROUTE.		LIBRARIES; MEDIA CENTERS
1341.0424	ADAAG 4.4: PROTRUDING OBJECTS.	1341.0810	ADAAG 8.1: GENERAL.
1341.0426	ADAAG 4.5: GROUND AND FLOOR SURFACES.	1341.0820	ADAAG 8.2: READING AND STUDY AREAS.
1341.0428	ADAAG 4.6: PARKING AND PASSENGER LOADING ZONES.	1341.0830	ADAAG 8.3: CHECK-OUT AREAS.
1341.0430	ADAAG 4.7: CURB RAMPS.	1341.0840	ADAAG 8.4: CARD CATALOGS AND MAGAZINE DISPLAYS.
1341.0432	ADAAG 4.8: RAMPS.	1341.0850	ADAAG 8.5: STACKS.
1341.0434	ADAAG 4.9: STAIRS.		ACCESSIBLE TRANSIENT LODGING
1341.0436	ADAAG 4.10: ELEVATORS.	1341.0910	ADAAG 9(1) and 9.1: HOTELS, MOTELS, INNS, BOARDING HOUSES, DORMITORIES, RESORTS, AND OTHER SIMILAR PLACES OF TRANSIENT LODGING.
1341.0438	ADAAG 4.11: PLATFORM LIFTS (WHEELCHAIR LIFTS) AND LIMITED-USE/LIMITED-APPLICATION LIFTS.	1341.0920	ADAAG 9.2: REQUIREMENTS FOR ACCESSIBLE UNITS, SLEEPING ROOMS, AND SUITES.
1341.0442	ADAAG 4.13: DOORS.	1341.0930	ADAAG 9.3: VISUAL ALARMS, NOTIFICATION DEVICES, AND TELEPHONES.
1341.0444	ADAAG 4.14: ENTRANCES.	1341.0940	ADAAG 9.4: OTHER SLEEPING ROOMS AND SUITES.
1341.0446	ADAAG 4.15: DRINKING FOUNTAINS AND WATER COOLERS.	1341.0950	ADAAG 9.5: TRANSIENT LODGING IN HOMELESS SHELTERS, HALFWAY HOUSES, TRANSIENT GROUP HOMES, AND OTHER SOCIAL SERVICE ESTABLISHMENTS.
1341.0448	ADAAG 4.16: WATER CLOSETS.		TRANSPORTATION FACILITIES
1341.0450	ADAAG 4.17: TOILET STALLS.	1341.1010	ADAAG 10.1: GENERAL.
1341.0452	ADAAG 4.18: URINALS.	1341.1020	ADAAG 10.2: BUS STOPS AND TERMINALS.
1341.0454	ADAAG 4.19: LAVATORIES AND MIRRORS.	1341.1030	ADAAG 10.3: FIXED FACILITIES AND STATIONS.
1341.0456	ADAAG 4.20: BATHTUBS.	1341.1040	ADAAG 10.4 and 10.4.1: AIRPORTS; NEW CONSTRUCTION.
1341.0458	ADAAG 4.21: SHOWER STALLS.		JUDICIAL, LEGISLATIVE, AND REGULATORY FACILITIES
1341.0460	ADAAG 4.22: TOILET ROOMS.	1341.1110	ADAAG 11.1: GENERAL.
1341.0462	ADAAG 4.23: BATHROOMS; BATHING FACILITIES; SHOWER ROOMS.	1341.1120	ADAAG 11.2: JUDICIAL FACILITIES.
1341.0464	ADAAG 4.24: SINKS.	1341.1130	ADAAG 11.3: LEGISLATIVE AND REGULATORY FACILITIES.
1341.0466	ADAAG 4.25: STORAGE.		DETENTION AND CORRECTIONAL FACILITIES
1341.0468	ADAAG 4.26: HANDRAILS, GRAB BARS, AND BATHTUB AND SHOWER SEATS.	1341.1210	ADAAG 12.1: GENERAL.
1341.0470	ADAAG 4.27: CONTROLS AND OPERATING MECHANISMS.	1341.1220	ADAAG 12.2: ENTRANCES AND SECURITY SYSTEMS.
1341.0472	ADAAG 4.28: ALARMS.	1341.1230	ADAAG 12.3: VISITING AREAS.
1341.0474	ADAAG 4.29: DETECTABLE WARNINGS.	1341.1240	ADAAG 12.4: HOLDING AND HOUSING CELLS OR ROOMS; MINIMUM NUMBER.
1341.0476	ADAAG 4.30: SIGNAGE.	1341.1250	ADAAG 12.5: REQUIREMENTS FOR ACCESSIBLE CELLS OR ROOMS.
1341.0478	ADAAG 4.31: TELEPHONES.	1341.1260	ADAAG 12.6: VISUAL ALARMS AND TELEPHONES.
1341.0480	ADAAG 4.32: FIXED OR BUILT-IN SEATING AND TABLES.		DWELLING UNITS
1341.0482	ADAAG 4.33: ASSEMBLY AREAS.	1341.1610	DEFINITIONS.
1341.0484	ADAAG 4.34: AUTOMATED TELLER MACHINES (ATMs).		
1341.0486	ADAAG 4.35: DRESSING AND FITTING ROOMS.		
1341.0488	POOLS AND SPAS.		
	RESTAURANTS AND CAFETERIAS		
1341.0510	ADAAG 5.1: GENERAL.		
1341.0520	ADAAG 5.2: COUNTERS AND BARS.		
1341.0530	ADAAG 5.3: ACCESS AISLES.		

1341.1620 GENERAL.
 1341.1630 SITE ACCESS.

1341.1640 DWELLING UNITS, SLEEPING ROOMS, AND
 ASSOCIATED BATHING FACILITIES.

1341.0050 COMPLIANCE.

Compliance with this chapter does not guarantee compliance with the Federal Americans with Disabilities Act, Minnesota Human Rights Act, Federal Fair Housing Act, or any other civil rights law.

Statutory Authority: *MS s 16B.59 to 16B.75*

History: *23 SR 2042*

1341.0100 ADAAG 1: PURPOSE.

This chapter sets requirements for accessibility to all occupancy classifications within the State Building Code. The requirements of this chapter shall be applied during the design, construction, and alteration of buildings and facilities to the extent required by this chapter.

EXCEPTION 1: Group R-1 apartment house occupancies containing not more than three dwelling units.

EXCEPTION 2: Group R-3 dwelling occupancies containing not more than three dwelling units.

EXCEPTION 3: Group U-1 sheds and agricultural buildings; and private garages and carports not containing accessible parking.

EXCEPTION 4: Group U-2 Occupancies.

The new construction requirements of this chapter shall be applied to existing buildings that undergo a change in use, unless technically infeasible. A change in character within the same occupancy group where the new occupant is the professional office of a health care provider, a public transportation facility, or a public facility shall also trigger new construction requirements, unless technically infeasible. If compliance is technically infeasible, compliance shall be obtained to the extent which is technically feasible.

Most of the text and diagrams in this chapter are reproduced from the Americans with Disabilities Act Accessibility Guidelines (ADAAG).

The initial listing of each rule part number, subpart number, item, subitem, and unit is followed by the corresponding ADAAG section number in bold face type. The ADAAG numbers are only a guide to language found in the ADAAG that is similar to, but not the same as, the language in this chapter.

Statutory Authority: *MS s 16B.59 to 16B.75*

History: *23 SR 2042*

1341.0200 ADAAG 2: GENERAL.

Subpart 1. ADAAG 2.1: Provisions for adults. The specifications in this chapter are based upon adult dimensions and anthropometrics. This chapter also contains alternate specifications based on children's dimensions and anthropometrics for drinking fountains, water closets, toilet stalls, lavatories, sinks, and fixed or built-in seating and tables.

Subp. 2. ADAAG 2.2: Equivalent facilitation. Departures from particular technical and scoping requirements of this chapter by the use of other designs and technologies are permitted if the alternative designs and technologies used will provide equivalent or greater access to and usability of the facility.

Statutory Authority: *MS s 16B.59 to 16B.75*

History: *23 SR 2042*

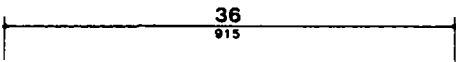
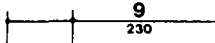




MISCELLANEOUS INSTRUCTIONS

1341.0310 ADAAG 3.1: GRAPHIC CONVENTIONS.

Subpart 1. **Explanation of Table 1.** Graphic conventions are shown in subpart 2, table 1. Dimensions that are not marked minimum or maximum are absolute, unless otherwise indicated in the text or captions. Unless otherwise stated, dimensions are to centerline.

Subp. 2. **Table 1.**

Table 1
Graphic Conventions

Convention	Description
	Typical dimension line showing U.S. customary units (in inches) above the line and SI units (in millimeters) below
	Dimensions for short distances indicated on extended line
	Dimension line showing alternate dimensions required
	Direction of approach
max	Maximum
min	Minimum
	Boundary of clear floor area
	Centerline

Statutory Authority: *MS s 16B.59 to 16B.75*

History: *23 SR 2042*

1341.0320 ADAAG 3.2: DIMENSIONAL TOLERANCES.

All dimensions are subject to conventional building industry tolerances for field conditions.

Statutory Authority: *MS s 16B.59 to 16B.75*

History: *23 SR 2042*

1341.0350 ADAAG 3.5: DEFINITIONS.

Subpart 1. **Scope.** The definitions in this part apply to this chapter.

Subp. 2. **Access aisle.** "Access aisle" means an accessible pedestrian space between elements, such as parking spaces, seating, and desks, that provides clearances appropriate for use of the elements.

Subp. 3. **Accessible.** "Accessible" describes a site, building, facility, or portion of a site, building, or facility that complies with this chapter.

Subp. 4. **Accessible element.** "Accessible element" means an element specified by this chapter, such as a telephone or controls.

Subp. 5. **Accessible route.** "Accessible route" means a continuous unobstructed path connecting all accessible elements and spaces of a building or facility. Interior accessible routes may include corridors, floors, ramps, elevators, lifts, and clear floor space at fixtures. Exterior accessible routes may include parking access aisles, curb ramps, crosswalks at vehicular ways, and walks.

Subp. 6. **Accessible space.** "Accessible space" means space that complies with this chapter.

Subp. 7. **Adaptability.** "Adaptability" means the ability of certain building spaces and elements, such as kitchen counters, sinks, and grab bars, to be added or altered to accommodate the needs of individuals with or without disabilities or to accommodate the needs of persons with different types or degrees of disability.

Subp. 8. **Addition.** "Addition" means an expansion, extension, or increase in the gross floor area of a building or facility.

Subp. 9. **Administrative authority.** "Administrative authority" means a governmental agency that adopts or enforces regulations and guidelines for the design, construction, or alteration of buildings and facilities.

Subp. 10. **Alteration.** "Alteration" means a change to a building or facility that affects or could affect the usability of the building or facility or part of the building or facility. Alterations include, but are not limited to, remodeling, renovation, rehabilitation, reconstruction, historic restoration, resurfacing of circulation paths or vehicular ways, changes or rearrangement of the structural parts or elements, and changes or rearrangement in the plan configuration of walls and full-height partitions. Normal maintenance, reroofing, painting or wallpapering, or changes to mechanical and electrical systems are not alterations unless they affect the usability of the building or facility.

Subp. 11. **Area of rescue assistance.** "Area of rescue assistance" means an area, which has direct access to an exit, where people who are unable to use stairs may remain temporarily in safety to await further instructions or assistance during emergency evacuation.

Subp. 12. **Assembly area.** "Assembly area" means a room or space accommodating a group of individuals for recreational, educational, political, social, civic, or amusement purposes, or for the consumption of food and drink.

Subp. 13. **Automatic door.** "Automatic door" means a door equipped with a power-operated mechanism and controls that open and close the door automatically upon receipt of a momentary actuating signal. The switch that begins the automatic cycle may be a photoelectric device, floor mat, or manual switch. See subpart 38, "power-assisted door."

Subp. 14. **Boarding care.** "Boarding care" means a facility or unit used to provide care for aged or infirm persons who require personal or custodial care and related services.

Subp. 15. **Building.** "Building" means a structure used and intended for supporting or sheltering any use or occupancy.

Subp. 16. **Change in use.** "Change in use" means a change made in the character of occupancies or use of any building or portion of a building which would place the building or portion of the building in a different division of the same group of occupancy or in a different group of occupancies.

Subp. 17. **Circulation path.** "Circulation path" means an exterior or interior way of passage from one place to another for pedestrians, including, but not limited to, walks, hallways, courtyards, stairways, and stair landings.

Subp. 18. **Clear.** "Clear" means unobstructed.

Subp. 19. **Clear floor space.** "Clear floor space" means the minimum unobstructed floor or ground space required to accommodate a single, stationary wheelchair and occupant. Unless otherwise stated, unobstructed clear floor space shall extend from floor or ground to a height of 80 inches (2,030 mm).

Subp. 20. **Closed circuit telephone.** "Closed circuit telephone" means a telephone with dedicated lines such as a house phone, courtesy phone, or phone that must be used to gain entrance to a facility.

Subp. 21. **Common use.** "Common use" refers to those interior and exterior rooms, spaces, or elements that are made available for the use of a restricted group of people, such as the occupants of a homeless shelter, the occupants of an office building, or the guests of those occupants.

Subp. 22. **Comply with.** "Comply with" means meets one or more specifications of this chapter.

Subp. 23. **Cross slope.** "Cross slope" means the slope that is perpendicular to the direction of travel. See subpart 43, "running slope."

Subp. 24. **Curb ramp.** "Curb ramp" means a short ramp cutting through a curb or built up to it.

Subp. 25. **Detectable warning.** "Detectable warning" means a standardized surface feature built in or applied to walking surfaces or other elements to warn visually impaired people of hazards on a circulation path.

Subp. 26. **Egress, accessible means of.** "Egress, accessible means of" means an accessible route that leads to an area of rescue assistance, a horizontal exit, or a clear floor space outside the building and clear of the swing of any door.

Subp. 27. **Element.** "Element" means an architectural or mechanical component of a building, facility, space, or site, such as a telephone, curb ramp, door, drinking fountain, seating, or water closet.

Subp. 28. **Entrance.** "Entrance" means any access point to a building or portion of a building or facility used for the purpose of entering. An entrance includes the approach walk, the vertical access leading to the entrance platform, the entrance platform itself, vestibules if provided, the entry doors or gates, and the hardware of the entry doors or gates.

Subp. 29. **Facility.** "Facility" means all or any portion of buildings, structures, site improvements, complexes, roads, walks, passageways, parking lots, or other real property located on a site.

Subp. 30. **Ground floor.** "Ground floor" means any occupiable floor less than one story above or below grade with direct access to grade. A building or facility always has at least one ground floor and may have more than one ground floor, as where a split level entrance has been provided or where a building is built into a hillside.

Subp. 31. **If or if ... then.** "If" or "if ... then" means a specification that applies only when the conditions described are present.

Subp. 32. **Marked crossing.** "Marked crossing" means a crosswalk or other identified path intended for pedestrian use in crossing a vehicular way.

Subp. 33. **May.** "May" means an option or alternative.

Subp. 34. **Mezzanine or mezzanine floor.** "Mezzanine" or "mezzanine floor" means that portion of a story which is an intermediate floor level placed within the story.

Subp. 35. **Occupiable.** "Occupiable" means a room or enclosed space designed for human occupancy in which individuals congregate for amusement, educational, or similar purposes, or in which occupants are engaged at labor, and which is equipped with means of egress, light, and ventilation.

Subp. 36. **Operable part.** "Operable part" means a part of a piece of equipment or appliance used to insert or withdraw objects or to activate, deactivate, or adjust the equipment or appliance, such as a coin slot, pushbutton, or handle.

Subp. 37. **Path of travel.** "Path of travel" means a pedestrian passageway provided between facilities, rooms, elements, and spaces.

Subp. 38. **Power-assisted door.** "Power-assisted door" means a door used for human passage with a mechanism that helps to open the door, or relieves the opening resistance of a door, upon the activation of a switch or a continued force applied to the door itself.

Subp. 39. **Primary function area.** "Primary function area" means a room or space within a building or facility that provides a major activity for which the building or facility is intended. Areas that contain a primary function include, but are not limited to, the customer services lobby of a bank, the dining areas of a cafeteria, the meeting rooms in a conference center, and the offices and work areas provided for employees. Mechanical, boiler, and storage rooms; employee lounges or locker rooms; janitorial closets; entrances and corridors; and, in most cases, toilet rooms are not considered primary function areas. Buildings and facilities may have, and in most cases will have, multiple primary function areas.

Subp. 40. **Public facility.** "Public facility" means a facility or portion of a facility constructed by, on behalf of, or for the use of the state of Minnesota or any local government and any department, agency, public school district, special purpose district, or other instrumentality of the state or local government.

Subp. 41. **Public use.** "Public use" describes interior or exterior rooms or spaces that are made available to the general public. Public use may be provided at a building or facility that is privately or publicly owned.

Subp. 42. **Ramp.** "Ramp" means a walking surface with a running slope greater than 1:20.

Subp. 43. **Running slope.** "Running slope" means the slope that is parallel to the direction of travel. See subpart 23, "cross slope."

Subp. 44. **Self-service storage facility.** "Self-service storage facility" means real property designed and used for the purpose of renting or leasing individual storage spaces to customers for the purpose of storing and removing personal property on a self-service basis.

Subp. 45. **Service entrance.** "Service entrance" means an entrance intended primarily for delivery of goods or services.

Subp. 46. **Shall.** "Shall" means a mandatory specification or requirement.

Subp. 47. **Signage.** "Signage" means displayed verbal, symbolic, tactile, and pictorial information.

Subp. 48. **Site.** "Site" means a parcel of land bounded by a property line or a designated portion of a public right-of-way.

Subp. 49. **Site improvement.** "Site improvement" means landscaping, paving for pedestrian and vehicular ways, outdoor lighting, recreational facilities, and similar improvements added to a site.

Subp. 50. **Sleeping accommodations.** "Sleeping accommodations" means rooms in which people sleep, such as a dormitory and hotel or motel guest rooms or suites.

Subp. 51. **Small business occupancy.** "Small business occupancy" means a privately owned business that is not a part of a franchise or chain of privately-owned businesses.

Subp. 52. **Space.** "Space" means a definable area, such as a room, toilet room, hall, assembly area, entrance, storage room, alcove, courtyard, or lobby.

Subp. 53. **Story.** "Story" means that portion of a building included between the upper surface of a floor and upper surface of the floor or roof next above. If a portion of a building does not include occupiable space, it is not considered a story for purposes of this chapter. There may be more than one floor level within a story as in the case of a mezzanine or mezzanines.

Subp. 54. **Structural frame.** "Structural frame" means the columns and the girders, beams, trusses, and spandrels having direct connections to the columns and all other members which are essential to the stability of the building as a whole.

Subp. 55. **Tactile.** "Tactile" describes an object that can be perceived using the sense of touch.

Subp. 56. **Technically infeasible.** "Technically infeasible" means an alteration or modification of an existing building or facility that has little likelihood of being accomplished because existing structural conditions would require removing or altering

a load-bearing member which is an essential part of the structural frame; or because interference of substantial building systems or site constraints prohibit modification or addition of elements, spaces, or features which are in full and strict compliance with the minimum requirements for new construction.

Subp. 57. **Text telephone or TTY.** "Text telephone" or "TTY" means machinery or equipment that employs interactive text-based communications through the transmission of coded signals across the standard telephone network. Text telephones can include, for example, devices known as TDDs (telecommunication display devices or telecommunication devices for deaf persons) or computers with special modems. Text telephones are also called TTYs (tele-typewriters).

Subp. 58. **Transient lodging.** "Transient lodging" means a building, facility, or portion of a building or facility, excluding inpatient medical care facilities and residential facilities, that contains sleeping accommodations. Transient lodging may include, but is not limited to, resorts, group homes, hotels, motels, and dormitories.

Subp. 59. **UBC.** "UBC" means the Uniform Building Code as adopted and amended in chapter 1305.

Subp. 60. **Vehicular way.** "Vehicular way" mean a route intended for vehicular traffic, such as a street, driveway, or parking lot.

Subp. 61. **Walk.** "Walk" means an exterior pathway with a prepared surface intended for pedestrian use, including general pedestrian areas such as plazas and courts.

Statutory Authority: *MS s 16B.59 to 16B.75*

History: 23 SR 2042

ACCESSIBLE ELEMENTS AND SPACES; SCOPE AND TECHNICAL REQUIREMENTS

1341.0401 ADAAG 4.1 and 4.1.1: MINIMUM SCOPING REQUIREMENTS; APPLICATION.

Subpart 1. **ADAAG 4.1.1(1): General.** Within all occupancy classifications, all areas of newly designed or newly constructed buildings and facilities and altered portions of and additions to existing buildings and facilities shall comply with parts 1341.0401 to 1341.1640, unless otherwise provided in this chapter or as modified in parts 1341.0510 to 1341.1640.

Subp. 2. **ADAAG 4.1.1(2): Application based on building use.** Parts 1341.0510 to 1341.1640 provide additional requirements based on building use. If a building or facility contains more than one use, each portion shall comply with the requirements for that use.

Subp. 3. **ADAAG 4.1.1(3): Areas used only by employees as work areas.** Areas that are used only as work areas shall be designed and constructed so that each work area is located on an accessible route and provided with at least one accessible entrance. At a minimum, the entrance must comply with part 1341.0444 and a clear floor space complying with part 1341.0420, subpart 4, item A, must be provided within the work area. If a door is provided to the work area, the door shall comply with part 1341.0442 on the accessible route side of the door. These requirements do not require that any areas used only as work areas be constructed to permit maneuvering within the work area or be constructed or equipped to be accessible, for example, with racks, equipment, or shelves.

Subp. 4. **ADAAG 4.1.1(4): Temporary structures.** This chapter covers temporary buildings or facilities as well as permanent facilities. Temporary buildings or facilities are not of permanent construction but are extensively used or are essential for public use for a period of time. Examples of temporary buildings or facilities covered by this chapter include, but are not limited to, reviewing stands, temporary classrooms, sales and leasing offices, bleacher areas, exhibit areas, temporary banking facilities, tempo-

rary health screening services, or temporary safe pedestrian passageways around a construction site. Structures, sites, and equipment directly associated with the actual processes of construction, such as scaffolding, bridging, materials hoists, or construction trailers, are not included.

Subp. 5. ADAAG 4.1.1(5): General exceptions.

A. ADAAG 4.1.1(5)(a): In new construction, a person or entity is not required to meet fully the requirements of this chapter if that person or entity can demonstrate that it is structurally impracticable to do so. Full compliance will be considered structurally impracticable only in those rare circumstances when the unique characteristics of terrain prevent the incorporation of accessibility features. If full compliance with this chapter is structurally impracticable, a person or entity shall comply with this chapter to the extent it is not structurally impracticable. Any portion of the building or facility that can be made accessible shall comply to the extent that it is not structurally impracticable.

B. ADAAG 4.1.1(5)(b): Accessibility is not required for or in:

(1) **ADAAG 4.1.1(5)(b)(i):** raised areas used primarily for purposes of security or life or fire safety, including, but not limited to, observation or lookout galleries, prison guard towers, fire towers, or fixed life guard stands;

(2) **ADAAG 4.1.1(5)(b)(ii):** spaces not normally occupied and accessed only by ladders, catwalks, crawl spaces, very narrow passageways, tunnels, or freight (nonpassenger) elevators, and frequented only by service personnel for maintenance, repair, or occasional monitoring of equipment. These spaces may include, but are not limited to, elevator pits, elevator penthouses, piping or equipment catwalks, water or sewage treatment pump rooms and stations, electric substations and transformer vaults, and highway and tunnel utility facilities;

(3) single occupant structures accessed only by a passageway that is below grade or that is elevated above standard curb height, including, but not limited to, toll booths accessed from underground tunnels; or

(4) catwalks used for production purposes in assembly occupancies.

Statutory Authority: *MS s 16B.59 to 16B.75*

History: *23 SR 2042*

1341.0403 ADAAG 4.1.2: ACCESSIBLE SITES AND EXTERIOR FACILITIES; NEW CONSTRUCTION.

An accessible site shall meet the following minimum requirements in items A to G.

A. ADAAG 4.1.2(1): At least one accessible route complying with part 1341.0422 shall be provided within the boundary of the site from public transportation stops, accessible parking spaces, passenger loading zones if provided, and public streets or sidewalks to an accessible building entrance. The accessible route shall be the shortest, most direct route possible whenever feasible. This requirement may increase the number of accessible entrances required by part 1341.0405, item H.

B. ADAAG 4.1.2(2): At least one accessible route complying with part 1341.0422 shall connect accessible buildings, accessible facilities, accessible elements, and accessible spaces that are on the same site.

C. ADAAG 4.1.2(3): All objects that protrude from surfaces or posts into circulation paths shall comply with part 1341.0424.

D. ADAAG 4.1.2(4): Ground surfaces along accessible routes and in accessible spaces shall comply with part 1341.0426.

E. (1) ADAAG 4.1.2(5)(a): If parking spaces are provided for self-parking, then accessible spaces complying with part 1341.0428 shall be provided in each parking area in conformance with the table in this subitem. The number of accessible spaces shall be based on the total number of parking spaces provided within the site.

EXCEPTION: Two percent of the total number of parking spaces in covered multifamily housing developments shall be accessible.

Spaces required by the table in this subitem need not be provided in the particular lot but shall be dispersed among the various accessible entrances and in the various types of parking facilities, such as surface and enclosed parking areas. They may be provided in a different location if equivalent or greater accessibility, in terms of distance from an accessible entrance, parking fee, and convenience, is ensured.

Total Parking in Lot	Required Minimum Number of Accessible Spaces
1 to 25	1
26 to 50	2
51 to 75	3
76 to 100	4
101 to 150	5
151 to 200	6
201 to 300	7
301 to 400	8
401 to 500	9
501 to 1,000	2 percent of total
1,001 and over	20 plus 1 for each 100 over 1,000

Except as provided in subitem (2), access aisles adjacent to accessible spaces shall be a minimum of 60 inches (1,525 mm) wide.

(2) **ADAAG 4.1.2(5)(b)**: One in every eight accessible spaces, but not less than one, shall be served by an access aisle a minimum of 96 inches (2,440 mm) wide and shall be designated "van accessible" as required by part 1341.0428, subpart 4. The vertical clearance at the spaces shall comply with part 1341.0428, subpart 5. All the spaces may be grouped on one level of a parking structure.

EXCEPTION: In lieu of a combination of standard accessible and van accessible parking spaces, all required accessible spaces may be provided measuring 132 inches (3,350 mm) wide with a 60-inch (1,525-mm) access aisle.

(3) **ADAAG 4.1.2(5)(c)**: If passenger loading zones are provided, then at least one passenger loading zone shall comply with part 1341.0428, subpart 6.

(4) **ADAAG 4.1.2(5)(d)**: At facilities providing medical care or other services for persons with mobility impairments, parking spaces complying with part 1341.0428 shall be provided as follows:

(a) **ADAAG 4.1.2(5)(d)(i)**: hospital outpatient units and similar facilities, ten percent of the total number of parking spaces provided serving each outpatient unit or facility;

(b) **ADAAG 4.1.2(5)(d)(ii)**: units and facilities that specialize in treatment or services for persons with mobility impairments, 20 percent of the total number of parking spaces provided serving each unit or facility; and

(c) **ADAAG 4.1.2(5)(d)(iii)**: facilities providing general or routine medical care shall provide parking spaces according to subitem (1).

If a parking facility serves various types of medical care units, the accessible parking spaces required may be provided on a prorated basis in relation to the type of medical care units available. For example, if a medical care facility provides 90 percent routine medical care and ten percent outpatient rehabilitation services for persons with mobility impairments, 90 percent of the parking facility would provide accessible parking according to subitem (1), and the remaining ten percent of the parking facility would provide accessible parking at 20 percent according to unit (b).

(5) **ADAAG 4.1.2(5)(e)**: Valet parking facilities shall provide a passenger loading zone complying with part 1341.0428, subpart 6, located on an accessible route

to the entrance of the facility. Subitems (1), (2), and (4) do not apply to valet parking facilities.

F. **ADAAG 4.1.2(6)**: If toilet facilities are provided on a site, then each public or common use toilet facility shall comply with part 1341.0460. If bathing facilities are provided on a site, then each public or common use bathing facility shall comply with part 1341.0462.

For single user portable toilet or bathing units clustered at a single location, at least five percent but no less than one toilet unit or bathing unit complying with part 1341.0460 or 1341.0462 shall be installed at each cluster when typical inaccessible units are provided. Accessible units shall be identified by the International Symbol of Accessibility in Figure 43 in part 1341.0476.

EXCEPTION: Portable toilet units at construction sites used exclusively by construction personnel are not required to comply with this item.

G. **ADAAG 4.1.2(7)**: Signs that designate toilet rooms, room numbers, room names such as named conference rooms, and exit stairways shall comply with part 1341.0476, subparts 1, 4, 5, and 6. Other signs that provide direction to, or information about, functional spaces of the building shall comply with part 1341.0476, subparts 1, 2, 3, and 5. Elements and spaces of accessible facilities that shall be identified by the International Symbol of Accessibility in Figure 43 in part 1341.0476 and that shall comply with part 1341.0476, subpart 7, are:

- (1) **ADAAG 4.1.2(7)(a)**: parking spaces designated as reserved for individuals with disabilities;
- (2) **ADAAG 4.1.2(7)(b)**: accessible passenger loading zones;
- (3) **ADAAG 4.1.2(7)(c)**: accessible entrances when not all are accessible (inaccessible entrances shall have directional signage to indicate the route to the nearest accessible entrance); and
- (4) **ADAAG 4.1.2(7)(d)**: accessible toilet and bathing facilities.

Statutory Authority: *MS s 16B.59 to 16B.75*

History: 23 SR 2042

1341.0405 ADAAG 4.1.3: ACCESSIBLE BUILDINGS; NEW CONSTRUCTION.

Accessible buildings and facilities shall meet the minimum requirements in items A to W.

A. **ADAAG 4.1.3(1)**: At least one accessible route complying with part 1341.0422 shall connect accessible building or facility entrances with all nonexempt spaces and elements within the building or facility. All levels of a floor, located on an accessible route, shall be accessible except as modified by this chapter.

EXCEPTION: Band, orchestra, and choir risers must have access to the director/conductor level and at least one performance level. The director/conductor level and performance level may be the same level.

If an interior path of travel is provided, the accessible route shall also be interior.

B. **ADAAG 4.1.3(2)**: All objects that overhang or protrude into circulation paths shall comply with part 1341.0424.

C. **ADAAG 4.1.3(3)**: Ground and floor surfaces along accessible routes and in accessible rooms and spaces shall comply with part 1341.0426.

D. **ADAAG 4.1.3(4)**: Interior and exterior stairs connecting levels that are not connected by an elevator, ramp, or other accessible means of vertical access shall comply with part 1341.0434.

E. **ADAAG 4.1.3(5)**: One passenger elevator complying with part 1341.0436 shall serve each story and basement level, including mezzanines, in all buildings and facilities unless exempted in this item. If more than one elevator is provided, each passenger elevator shall comply with part 1341.0436. The exceptions in this item do not apply to story levels of buildings and facilities with two or more stories above or below

the level of access, for example, an elevator is required to serve each story level in buildings and facilities that have two or more stories above or below the level of access.

EXCEPTION 1: Elevators are not required to serve:

- (1) floors and mezzanines of nonpatient/nonpublic areas of health care providers where the occupant load is not more than 30 occupants;
- (2) floors and mezzanines of nonpublic areas of retail sales and rental facilities where the occupant load is not more than 30 occupants;
- (3) floors and mezzanines of nonpublic areas of transportation terminals, depots, airport passenger terminals, and other stations used for specified public transportation where the occupant load is not more than 30 occupants;
- (4) floors and mezzanines of nonpublic areas of public facilities where the occupant load is not more than 30 occupants;
- (5) mezzanines and balconies of all other occupancies where the occupant load is not more than 30 occupants;
- (6) floors, including stories and basements, immediately above or below the level of access of all other occupancies where the occupant load of the floor is not more than 30 occupants; and
- (7) press boxes with an aggregate enclosed area of not more than 450 square feet.

Occupant load calculations in subitems (1) to (6) are to be derived from Uniform Building Code Table 10-A.

The elevator exemptions in subitems (1) to (7) do not obviate or limit in any way the obligation to comply with the other accessibility requirements established in this part. For example, floors above or below the accessible ground floor must meet the requirements of parts 1341.0401 to 1341.0488 except for elevator service. If toilet or bathing facilities are provided on a level not served by an elevator, then toilet or bathing facilities must be provided on the accessible ground floor. In new construction, if a building or facility is eligible for exemption but a passenger elevator is nonetheless planned, that elevator shall meet the requirement of part 1341.0436. A passenger elevator that provides service from a garage to only one level of a building or facility is not required to serve other levels.

EXCEPTION 2: Elevator pits, elevator penthouses, mechanical and electrical rooms, piping, or equipment catwalks are exempted from this requirement.

EXCEPTION 3: Accessible ramps complying with part 1341.0432 may be used instead of an elevator.

EXCEPTION 4: Platform lifts (wheelchair lifts) and limited-use/limited-application lifts complying with part 1341.0438 may be used instead of an elevator when approved by the authority having jurisdiction only under the following conditions:

- (1) to provide an accessible route to a performing area in an assembly occupancy;
- (2) to comply with the wheelchair viewing position line-of-sight and dispersion requirements of part 1341.0482, subpart 3;
- (3) to provide access to incidental occupiable spaces and rooms that house no more than five persons, including but not limited to equipment control rooms and projection booths;
- (4) to provide access where existing site constraints or other constraints make use of a ramp or an elevator infeasible; and
- (5) to provide access to raised judges' benches, clerks' stations, speakers' platforms, jury boxes, and witness stands or to depressed areas such as the well of a court.

EXCEPTION 5: Elevators located in air traffic control towers are not required to serve the cab and the floor immediately below the cab.

G. ADAAG 4.1.3(7): Doors shall meet the requirements of subitems (1) to (4).

(1) **ADAAG 4.1.3(7)(a)**: At each accessible entrance to a building or facility, at least one door shall comply with part 1341.0442.

(2) **ADAAG 4.1.3(7)(b)**: Within a building or facility, at least one door at each accessible space shall comply with part 1341.0442.

(3) **ADAAG 4.1.3(7)(c)**: Each door that is an element of an accessible route shall comply with part 1341.0442.

(4) **ADAAG 4.1.3(7)(d)**: Each door required by part 1341.0422, subpart 10, shall comply with part 1341.0442.

H. **ADAAG 4.1.3(8)**: Accessible entrances complying with part 1341.0444 shall independently satisfy the requirements in subitems (1) and (2).

(1)(a) **ADAAG 4.1.3(8)(a)(i) and 4.1.3(8)(a)(ii)**: When the number of public entrances to a building is less than or equal to the number of exits required by the applicable building and fire codes, all of the entrances shall be accessible. When the number of public entrances is greater than the number of required exits, 50 percent of the building entrances shall be accessible or accessible entrances shall equal the number of required exits, whichever provides the greatest number of accessible entrances. At least one shall be a ground floor entrance. Public entrances are any entrances that are not loading or service entrances.

(b) **ADAAG 4.1.3(8)(a)(iii)**: An accessible entrance must be provided to each tenancy in a facility, such as individual stores in a strip shopping center.

(c) In detention and correctional facilities subject to parts 1341.1210 to 1341.1260, public entrances that are secured shall be accessible as required by part 1341.1220, subpart 1.

One entrance may be considered as meeting more than one of the requirements in this subitem. Where feasible, accessible entrances shall be the entrances used by the majority of people visiting or working in the building.

(2)(a) **ADAAG 4.1.3(8)(b)(i)**: In addition, if direct access is provided for pedestrians from an enclosed parking garage to the building, at least one direct entrance from the garage to the building must be accessible.

(b) **ADAAG 4.1.3(8)(b)(ii)**: If access is provided for pedestrians from a pedestrian tunnel or elevated walkway, one entrance to the building from each tunnel or walkway must be accessible.

(c) Entrances from areas specified in part 1341.0403, item A, must be accessible.

(d) In judicial, legislative, and regulatory facilities subject to parts 1341.1110 to 1341.1130, restricted and secured entrances shall be accessible in the number required by part 1341.1110, item A.

One entrance may be considered as meeting more than one of the requirements in this subitem.

Because entrances also serve as emergency exits whose proximity to all parts of buildings and facilities is essential, it is preferable that all entrances be accessible.

(3) **ADAAG 4.1.3(8)(c)**: If the only entrance to a building, or tenancy in a facility, is a service entrance, that entrance shall be accessible.

(4) **ADAAG 4.1.3(8)(d)**: Entrances that are not accessible shall have directional signage complying with part 1341.0476, subparts 1, 2, 3, and 5, indicating the location of the nearest accessible entrance.

(5) At entrances and exits with security barriers, at least one accessible route complying with part 1341.0422 shall be provided through fixed security barriers at each single barrier or group of security barriers. A group is two or more security barriers immediately adjacent to each other at a single location. If security barriers incorporate equipment such as metal detectors, fluoroscopes, or other similar devices that cannot be made accessible, an accessible route shall be provided adjacent to the security screening devices to facilitate an equivalent circulation path.

I. **ADAAG 4.1.3(9)**: In buildings or facilities, or portions of buildings or facilities, required to be accessible, at least one accessible means of egress shall be provided. If more than one exit is required by Uniform Building Code, chapter 10, at least two accessible means of egress shall be provided. If a required exit from an occupiable level above or below a level of accessible exit discharge is not accessible, an area of rescue assistance shall be provided on each level in a number equal to that of required accessible means of egress. Areas of rescue assistance shall comply with part 1341.0422, subpart 11.

EXCEPTION 1: Accessible means of egress are not required in buildings or facilities having a supervised automatic sprinkler system provided throughout.

EXCEPTION 2: Areas of rescue assistance are not required in open parking garages.

EXCEPTION 3: Accessible means of egress and areas of rescue assistance are not required in alterations to existing buildings.

(1) In buildings and facilities where an accessible floor is four or more stories above or below a level of exit discharge, at least one elevator shall serve as a means of egress. The elevator shall be provided with standby power and shall be accessed from either an area of rescue assistance or a horizontal exit.

EXCEPTION 1: Elevators are not required to be accessed from an area of rescue assistance or horizontal exit in buildings and facilities protected throughout by a supervised automatic sprinkler system.

EXCEPTION 2: Elevators are not required to be accessed from an area of rescue assistance or horizontal exit in open parking garages.

(2) If a platform lift provides the only accessible means of access to an area, the lift shall also serve as a means of egress and shall be provided with motor-generated auxiliary power or battery backup power.

J. **ADAAG 4.1.3(10)**: Drinking fountains shall meet the requirements of subitems (1) and (2).

(1) **ADAAG 4.1.3(10)(a)**: If only one drinking fountain is provided on a floor, there shall be a drinking fountain that is accessible to individuals who use wheelchairs according to part 1341.0446 and one accessible to those who have difficulty bending or stooping. This can be accommodated by the use of a "hi-lo" fountain, by providing one fountain accessible to those who use wheelchairs and one fountain at a standard height convenient for those who have difficulty bending, by providing a fountain accessible under part 1341.0446 and a water cooler, or by another means that would achieve the required accessibility for each group on each floor.

(2) **ADAAG 4.1.3(10)(b)**: If more than one drinking fountain or water cooler is provided on a floor, 50 percent of those provided shall comply with part 1341.0446 and shall be on an accessible route.

K. **ADAAG 4.1.3(11)**: Toilet facilities, bathing facilities, and sinks shall meet the requirements of subitems (1) to (3).

(1) All public and common use toilet rooms, whether or not located on an accessible route, shall comply with part 1341.0460. Other toilet rooms provided for the use of occupants of specific spaces, such as a private toilet room for the occupant of a private office, shall be adaptable. If toilet facilities are provided on a level not served by an accessible route, then toilet facilities must be provided that are located on an accessible route.

EXCEPTION: If three or more unisex or separate-sex, single user facilities are clustered at a single location, at least five percent, but not less than one, at each cluster shall be accessible. Accessible units shall be identified by the International Symbol of Accessibility in Figure 43 in part 1341.0476.

In Group A and M occupancies having an occupant load of more than 1,000 occupants, accessible unisex toilet facilities shall be provided at a rate of one unisex

toilet room for each 10,000 occupants or fraction thereof. Fixtures provided in unisex facilities may be included in the minimum number of plumbing fixtures required for the facility. Unisex toilet rooms shall contain one water closet and one lavatory, and the door shall have a privacy latch. Accessible unisex toilet rooms shall be dispersed throughout the facility and shall be located in the same general area as the separate sex facilities.

(2) All public and common use bathing facilities, whether or not located on an accessible route, shall comply with part 1341.0462. If bathing facilities are provided on a level not served by an accessible route, then bathing facilities must be provided that are located on an accessible route.

EXCEPTION: If three or more unisex or separate-sex, single user facilities are clustered at a single location, at least five percent, but not less than one, at each cluster shall be accessible. Accessible units shall be identified by the International Symbol of Accessibility in Figure 43 in part 1341.0476.

If bathing facilities are provided for public and common use in recreational facilities, accessible unisex bathing facilities shall be provided in addition to the separate sex facilities. Fixtures provided in unisex facilities may be included in the minimum number of plumbing fixtures required for the facility. Unisex bathing rooms shall contain one water closet, one lavatory, and one shower or bathtub, and the door shall have a privacy latch. Accessible unisex bathing rooms shall be dispersed throughout the facility and shall be located in the same general area as the separate sex facilities.

EXCEPTION: Unisex bathing facilities are not required in Groups E and I Occupancies.

(3) In other than toilet and bathing facilities, sinks that are not intended solely for employee use shall comply with part 1341.0464. If the sinks are clustered at a single location, at least five percent, but not less than one, shall be accessible.

L. ADAAG 4.1.3(12): Storage, shelving, and display units shall meet the requirements of subitems (1) to (3).

(1) **ADAAG 4.1.3(12)(a):** If fixed or built-in storage facilities such as lockers, cabinets, shelves, closets, and drawers are provided in accessible spaces, at least five percent, but not less than one, of each type provided shall contain storage space complying with part 1341.0466. Additional storage may be provided outside of the dimensions required by part 1341.0466.

(2) **ADAAG 4.1.3(12)(b):** Shelves or display units allowing self-service by customers in mercantile occupancies shall be located on an accessible route complying with part 1341.0422. Requirements for accessible reach range do not apply.

(3) **ADAAG 4.1.3(12)(c):** Self-service storage facilities shall provide accessible individual self-storage spaces according to the following table:

Accessible Self-Service Storage Facilities

Total Spaces in Facility	Accessible Spaces
1 to 200	5 percent, but not less than 1
201 and over	10, plus 2 percent of total number of units over 200

Accessible individual self-service storage spaces shall be dispersed throughout the various classes of spaces provided. If more classes of spaces are provided than the number of required accessible spaces, the number of accessible spaces shall not be required to exceed the number required by the table in this subitem. Accessible spaces shall be permitted to be dispersed in a single building of a multibuilding facility.

M. ADAAG 4.1.3(13): Controls and operating mechanisms in accessible spaces, along accessible routes, or as parts of accessible elements such as light switches and dispenser controls, shall comply with part 1341.0470.

N. ADAAG 4.1.3(14): If emergency warning systems are provided, then they shall include both audible alarms and visual alarms complying with part 1341.0472. Sleeping accommodations required to comply with part 1341.0930 shall have an alarm system complying with part 1341.0472. Emergency warning systems in medical care facilities may be modified to suit standard health care alarm design practice.

O. ADAAG 4.1.3(15): Detectable warnings shall be provided at locations as specified in part 1341.0474.

P. ADAAG 4.1.3(16): Building signage shall meet the requirements of subitems (1) to (3).

(1) ADAAG 4.1.3(16)(a): Signs that designate toilet rooms, room numbers, room names such as named conference rooms, and exit stairways shall comply with part 1341.0476, subparts 1, 4, 5, and 6.

(2) ADAAG 4.1.3(16)(b): Other signs that provide direction to or information about functional spaces of the building shall comply with part 1341.0476, subparts 1, 2, 3, and 5.

EXCEPTION: Building directories, menus, and all other signs that are temporary are not required to comply.

(3) The International Symbol of Accessibility in Figure 43 in part 1341.0476 shall be provided at accessible toilet and bathing facilities and areas of rescue assistance.

Q. ADAAG 4.1.3(17): Public telephones shall meet the requirements of subitems (1) to (4).

(1) ADAAG 4.1.3(17)(a): If public pay telephones, public closed circuit telephones, or other public telephones are provided, they shall comply with part 1341.0478, subparts 2 to 8, to the extent required by the following table:

Number of Each Type of Telephone Provided on Each Floor	Number of Telephones Required to Comply with Part 1341.0478, subparts 2 to 8 ¹
1 or more single unit	25 percent but not less than one public telephone
1 bank ²	25 percent but not less than one public telephone
2 or more banks ²	25 percent but not less than one public telephone per bank. Accessible unit may be installed as a single unit in proximity, either visible or with signage, to the bank. At least one public telephone per floor shall meet the requirements for a forward reach telephone ³

¹ Additional public telephones may be installed at any height. Unless otherwise specified, accessible telephones may be either forward or side reach telephones.

² A bank consists of two or more adjacent public telephones, often installed as a unit.

³ EXCEPTION: For exterior installations only, if dial tone first service is available, then a side reach telephone may be installed instead of the required forward reach

telephone, for example, one telephone in proximity to each bank shall comply with part 1341.0478.

If public telephones are provided at both an interior and exterior location, the only accessible public telephone, and TTY device, shall not be exterior.

Accessible telephones shall be evenly dispersed throughout the floor.

(2) **ADAAG 4.1.3(17)(b)**: All telephones required to be accessible and complying with part 1341.0478, subparts 2 to 8, shall be equipped with a volume control.

In addition, 25 percent, but not less than one, of all other public telephones provided shall be equipped with a volume control and shall be dispersed among all types of public telephones, including closed circuit telephones, throughout the building or facility. Signage complying with part 1341.0476, subpart 7, shall be provided.

(3) **ADAAG 4.1.3(17)(c)**: Units (a) to (c) shall be provided according to part 1341.0478, subpart 9.

(a) **ADAAG 4.1.3(17)(c)(i)**: Each interior public telephone required to be accessible by subitem (1) shall be provided with a permanently affixed TTY.

EXCEPTION 1: One portable TTY complying with part 1341.0478, subpart 9, item B, may be provided instead of the permanently affixed device if there are not more than three public telephones provided, including both interior and exterior telephones. Signage shall be provided at all of the public telephones indicating the location of the portable TTY. The TTY device shall be provided by the business entity and shall be readily available anytime the public telephone is available. This exception does not apply to public facilities as defined in part 1341.0350, subpart 40.

EXCEPTION 2: Portable TTY devices may be used in inmate portions of Group I, Division 3 Occupancies.

EXCEPTION 3: A permanently affixed TTY device shall not be installed on public telephones designed for front approach.

(b) **ADAAG 4.1.3(17)(c)(ii)**: If an interior public telephone is provided in a stadium or arena, in a convention center, in a hotel with a convention center, or in a covered mall, at least one interior public TTY shall be provided in the facility.

(c) **ADAAG 4.1.3(17)(c)(iii)**: If a public telephone is located in or adjacent to a hospital emergency room, hospital recovery room, or hospital waiting room, one public TTY shall be provided at each location.

(4) **ADAAG 4.1.3(17)(d)**: If a bank of telephones in the interior of a building consists of three or more public telephones, at least one public telephone in each bank shall be equipped with a shelf and outlet in compliance with part 1341.0478, subpart 9, item B, unless a permanently affixed TTY is provided in the bank.

R. (1) **ADAAG 4.1.3(18)**: If fixed or built-in seating or tables including, but not limited to, computer work stations, study carrels, and student laboratory stations are provided in accessible public or common use areas, at least five percent, but not less than one, of the fixed or built-in seating areas or tables shall comply with part 1341.0480. An accessible route shall lead to and through the fixed or built-in seating areas or tables.

(2) If kitchen areas are provided in classrooms for student or public use, five percent, but not less than one, of the kitchen areas shall comply with the accessible dwelling unit requirements of part 1341.1640, item D. An accessible route shall lead to and through the kitchen areas.

S. **ADAAG 4.1.3(19)**: Assembly areas shall meet the requirements of subitems (1) and (2).

(1) **ADAAG 4.1.3(19)(a)**: In places of assembly with fixed seating, accessible wheelchair locations shall comply with part 1341.0482, subparts 2 to 4, and shall be provided consistent with the following table:

Capacity of Seating in Assembly Areas	Number of Required Wheelchair Locations
4 to 25	1
26 to 50	2
51 to 300	4
301 to 500	6
over 500	6, plus 1 additional space for each total seating capacity increase of 100

In addition, one percent, but not less than one, of all fixed seats shall be aisle seats with no armrests on the aisle side, or removable or folding armrests on the aisle side. Each seat shall be identified by a sign or marker. Signage notifying patrons of the availability of the seats shall be posted at the ticket office. Aisle seats are not required to comply with part 1341.0482, subpart 4.

(2) **ADAAG 4.1.3(19)(b)**: This subitem applies to assembly areas where audible communications are integral to the use of the space, such as concert and lecture halls, playhouses and movie theaters, and meeting rooms. The assembly areas, if they accommodate at least 50 persons, or if they have audio-amplification systems, and if they have fixed seating, shall have a permanently installed assistive listening system complying with part 1341.0482. For other assembly areas, a permanently installed assistive listening system or an adequate number of electrical outlets or other supplementary wiring necessary to support a portable assistive listening system shall be provided. The minimum number of receivers to be provided shall be equal to four percent of the total number of seats, but in no case less than two. Signage complying with part 1341.0476 shall be installed in prominent locations to notify patrons of the availability of a listening system.

T. **ADAAG 4.1.3(20)**: If automated teller machines (ATMs) are provided, each ATM shall comply with part 1341.0484 except if two or more are provided at a location, then only one must comply.

EXCEPTION: Drive-up-only ATMs are not required to comply with parts 1341.0470, subparts 2 and 3; and 1341.0484, subpart 3.

U. **ADAAG 4.1.3(21)**: If dressing and fitting rooms are provided for use by the general public, patients, customers, or employees, five percent, but not less than one, of dressing rooms for each type of use in each cluster of dressing rooms shall be accessible and shall comply with part 1341.0486.

Examples of types of dressing rooms are those serving different genders or distinct and different functions such as different treatment or examination facilities.

V. If common or public use swimming pools, wading pools, and similar facilities are provided, at least one accessible means of entry/exit to the water, by ramp or lift, shall be provided according to part 1341.0488 or, the pool shall have a zero depth entry. Hot tubs, spas, and similar facilities designed for more than four persons shall be accessible according to the swimming pool requirements in this item.

EXCEPTION: Pools used exclusively for diving.

W. If a secured public entry or checkpoint requires communication for identification and passage, the communication system shall provide both visual and audible signals and shall comply with part 1341.0470.

EXCEPTION: Communication systems between a secured main entry and individual dwelling units may be adaptable.

Statutory Authority: *MS s 16B.59 to 16B.75*

History: 23 SR 2042

1341.0409 ADAAG 4.1.5: ACCESSIBLE BUILDINGS; ADDITIONS.

Each addition to an existing building or facility shall be regarded as new construction. Each space or element added to the existing building or facility shall comply with parts 1341.0401 to 1341.0405, 1341.0420 to 1341.0488, and 1341.0510 to 1341.1640. Each addition shall be located on an accessible route unless technically infeasible or otherwise exempted. When existing toilet rooms, telephones, or drinking fountains serve the addition, they shall be made accessible as required in this chapter in the order stated and to the maximum extent feasible. The alterations to the toilet rooms, telephones, and drinking fountains serving the addition need not exceed 20 percent of the cost of the addition.

Statutory Authority: *MS s 16B.59 to 16B.75*

History: *23 SR 2042*

1341.0411 ADAAG 4.1.6: ACCESSIBLE BUILDINGS; ALTERATIONS.

Subpart 1. **ADAAG 4.1.6(1): General.** Alterations to existing buildings and facilities shall comply with items A to K.

A. **ADAAG 4.1.6(1)(a):** No alteration shall be undertaken that decreases or has the effect of decreasing accessibility or usability of a building or facility below the requirements for new construction at the time of alteration.

B. **ADAAG 4.1.6(1)(b):** If existing elements, spaces, features, or common areas are altered, then each altered element, space, feature, or common area shall comply with parts 1341.0401 to 1341.0405. If the applicable provision for new construction requires that an element, space, feature, or common area be on an accessible route, the altered element, space, feature, or common area is not required to be on an accessible route except as provided in part 1341.0411, subpart 2.

C. **ADAAG 4.1.6(1)(c):** If alterations of single elements, when considered together, amount to an alteration of at least 85 percent of the square foot area of a room or space in a building or facility, the entire room or space shall be made accessible.

D. **ADAAG 4.1.6(1)(d):** No alteration of an existing element, space, feature, or area of a building or facility shall impose a requirement for greater accessibility than that which would be required for new construction. For example, if the elevators and stairs in a building are being altered and the elevators are, in turn, being made accessible, then no accessibility modifications are required to the stairs connecting levels connected by the elevator. If stair modifications to correct unsafe conditions are required by other sections of the Minnesota State Building Code, and the stairway is required to be accessible, the modifications shall be done in compliance with this chapter unless technically infeasible.

E. **ADAAG 4.1.6(1)(e):** In alterations involving public telephones, all newly installed or relocated public telephones shall be accessible as provided in part 1341.0405, item Q. The number of accessible telephones and TTYs need not exceed the number required for new construction.

F. **ADAAG 4.1.6(1)(f):** If an escalator or stair is planned or installed where none existed previously and major structural modifications are necessary for the installation, then a means of accessible vertical access shall be provided that complies with part 1341.0430, 1341.0432, 1341.0436, or 1341.0438.

G. **ADAAG 4.1.6(1)(g):** In alterations, parts 1341.0405, item I; and 1341.0422, subparts 10 and 11, do not apply.

H. **ADAAG 4.1.6(1)(h):** If a planned alteration entails an alteration to a building entrance required to be accessible by part 1341.0405, item H, the entrance must be made accessible if it is located on an exterior accessible route or if the exterior route can be made accessible to the extent required by part 1341.0411, subpart 2. If a particular entrance is not made accessible, appropriate accessible signage indicating the location of the nearest accessible entrance shall be installed at or near the inaccessible

entrance so that a person with disabilities will not be required to retrace the approach route from the inaccessible entrance.

I. **ADAAG 4.1.6(1)(i)**: If the alteration work is limited solely to the electrical, mechanical, or plumbing system, or to hazardous material abatement, or automatic sprinkler retrofitting, and does not involve the alteration of any elements or spaces required to be accessible under parts 1341.0401 to 1341.0488, then subpart 2 does not apply.

J. **ADAAG 4.1.6(1)(j)**: In alteration work, if compliance with this part is technically infeasible, the alteration shall provide accessibility to the maximum extent feasible. Any elements or features of the building or facility that are being altered and can be made accessible shall be made accessible within the scope of the alteration.

K. **ADAAG 4.1.6(1)(k)**: Exceptions to this subpart are given in subitems (1) and (2).

(1) **ADAAG 4.1.6(1)(k)(i)**: The installation of an elevator is not required in an altered facility that is exempt from the requirement for an elevator under part 1341.0405, item E.

(2) **ADAAG 4.1.6(1)(k)(ii)**: The exemption provided in subitem (1) does not obviate or limit in any way the obligation to comply with the other accessibility requirements established in this chapter. For example, alterations to floors above or below the ground floor must be accessible regardless of whether the altered facility has an elevator. If a facility subject to the elevator exemption in subitem (1) nonetheless has a full passenger elevator, that elevator shall meet, to the maximum extent feasible, the accessibility requirements of this chapter.

Subp. 2. **ADAAG 4.1.6(2): Alterations to an area containing a primary function.** In addition to the requirements of subpart 1, an alteration that affects or could affect the usability of or access to an area containing a primary function shall be made to ensure that, to the maximum extent feasible, the path of travel to the altered area and the toilet rooms, telephones, and drinking fountains serving the altered area meet the requirements of this chapter. The alterations to the path of travel and the toilet rooms, telephones, and drinking fountains serving the altered area need not exceed 20 percent of the cost of the alteration to the primary function area.

If a tenant is undertaking an alteration, neither the tenant nor the landlord is required to provide accessible facilities in common use areas that are outside the control of the tenant.

Priority for application of the 20 percent cost for the primary function area shall be as follows:

- A. accessible path of travel to the primary function area, such as exterior route, building entrance, interior route, or elevator;
- B. accessible toilet facilities;
- C. accessible parking;
- D. accessible telephones; and
- E. accessible drinking fountains.

If the cost of alterations necessary to make the path of travel to the altered area fully accessible exceeds 20 percent of the cost of the alteration, the path of travel shall be made accessible to the extent that it can be made accessible without exceeding 20 percent of the cost of the alteration.

Subp. 3. **ADAAG 4.1.6(3): Special technical provisions for alterations to existing buildings and facilities.** The provisions in this subpart apply to alterations to existing buildings and facilities.

A. **ADAAG 4.1.6(3)(a)**: Curb ramps and interior ramps to be constructed on sites or in existing buildings or facilities where space limitations prohibit the use of a 1:12 slope or less may have slopes and rises as follows:

(1) **ADAAG 4.1.6(3)(a)(i)**: a slope between 1:10 and 1:12 is allowed for a maximum rise of six inches (150 mm); and

(2) **ADAAG 4.1.6(3)(a)(ii)**: a slope between 1:8 and 1:10 is allowed for a maximum rise of three inches (75 mm). A slope steeper than 1:8 is not allowed.

B. ADAAG 4.1.6(3)(b): Full extension of handrails at stairs shall not be required in alterations where the extensions would be hazardous or impossible due to plan configuration.

C. ADAAG 4.1.6(3)(c): Subitems (1) and (2) contain the platform size requirements for elevators.

(1) **ADAAG 4.1.6(3)(c)(ii)**: If existing shaft configuration or technical infeasibility prohibits strict compliance with part 1341.0436, subpart 9, the minimum car plan dimensions may be reduced by the minimum amount necessary, but in no case shall the inside car area be smaller than 48 inches (1,220 mm) by 48 inches (1,220 mm).

(2) **ADAAG 4.1.6(3)(c)(iii)**: Equivalent facilitation may be provided with an elevator car of different dimensions when usability can be demonstrated and when all other elements required to be accessible comply with part 1341.0436. For example, an elevator of 47 inches (1,195 mm) by 69 inches (1,755 mm) with a door opening on the narrow dimension could accommodate the standard wheelchair clearances shown in Figure 4 in part 1341.0420, subpart 4.

D. ADAAG 4.1.6(3)(d): Subitems (1) and (2) contain the requirements for doors.

(1) **ADAAG 4.1.6(3)(d)(i)**: If it is technically infeasible to comply with the clear opening width requirements of part 1341.0442, subpart 5, a projection of a maximum of five-eighths inch (16 mm) is permitted for the latch side stop.

(2) **ADAAG 4.1.6(3)(d)(ii)**: If existing thresholds are three-fourths inch (19 mm) high or less, and have or are modified to have a beveled edge on each side, they may remain.

E. ADAAG 4.1.6(3)(e): Subitems (1) to (3) contain the requirements for toilet rooms and bathrooms.

(1) **ADAAG 4.1.6(3)(e)(i)**: If it is technically infeasible to comply with part 1341.0460 with respect to the provision of a side transfer toilet, or part 1341.0462 with respect to the provision of a side transfer toilet or accessible shower/bathing facility, or both, at least one unisex toilet room or bathroom shall be provided in an easily accessible, convenient location from the existing facility. Each unisex toilet room shall contain one water closet complying with part 1341.0448 and one lavatory complying with part 1341.0454, and the door shall have a privacy latch.

(2) **ADAAG 4.1.6(3)(e)(ii)**: In addition, if it is technically infeasible to alter existing facilities to provide a side transfer stall, as shown in Figure 30(a) in part 1341.0450, subpart 3, or if reduction of the fixture count, such as removal of a water closet in order to create a side transfer stall, would result in less than the minimum number of required plumbing fixtures, an ambulatory stall, as shown in Figure 30(b) in part 1341.0450, subpart 3, shall be provided within the existing toilet facility unless technically infeasible. If the ambulatory stall is the only accessible stall provided on the floor, a minimum of 48 inches (1,220 mm) of clear space shall be provided in front of the water closet unless technically infeasible.

(3) **ADAAG 4.1.6(3)(e)(iii)**: If existing toilet or bathing facilities are being altered and are not made accessible, signage complying with part 1341.0476, subparts 1, 2, 3, 5, and 7, shall be provided indicating the location of the nearest accessible toilet or bathing facility within the facility.

All toilet or bathing facilities not providing a side transfer stall shall provide directional signage indicating the location of the nearest side transfer stall or unisex facility.

F. ADAAG 4.1.6(3)(f): Subitems (1) and (2) contain the requirements for assembly areas.

(1) **ADAAG 4.1.6(3)(f)(i)**: If it is technically infeasible to disperse accessible seating throughout an altered assembly area, accessible seating areas may be clustered. Each accessible seating area shall have provisions for companion seating and shall be located on an accessible route that also serves as a means of emergency egress.

(2) **ADAAG 4.1.6(3)(f)(ii)**: If it is technically infeasible to alter all performing areas to be on an accessible route, at least one of each type of performing area shall be made accessible.

G. ADAAG 4.1.6(3)(g): In alterations, platform lifts (wheelchair lifts) complying with part 1341.0438 and the Minnesota elevator code may be used as part of an accessible route. The use of lifts is not limited to the conditions in exception 4 of part 1341.0405, item E.

H. ADAAG 4.1.6(3)(h): In alterations where technical infeasibility can be demonstrated, one dressing room for each sex on each level shall be made accessible. If only unisex dressing rooms are provided, accessible unisex dressing rooms may be used to comply with this item.

Statutory Authority: *MS s 16B.59 to 16B.75*

History: 23 SR 2042

1341.0413 ADAAG 4.1.7: ACCESSIBLE BUILDINGS; HISTORIC PRESERVATION.

Subpart 1. ADAAG 4.1.7(1): Applicability.

A. ADAAG 4.1.7(1)(a): Alterations to a qualified historic building or facility shall comply with parts 1341.0401 to 1341.1640, unless it is determined in accordance with the procedures in part 1341.0413, subpart 2, that compliance with the requirements for exterior and interior accessible routes, ramps, entrances, or toilets would threaten or destroy the historic significance of the building or facility, in which case the alternative requirements in part 1341.0413, subpart 3, may be used for the feature.

B. ADAAG 4.1.7(1)(b): "Qualified historic building or facility" means a building or facility that is:

(1) **ADAAG 4.1.7(1)(b)(i)**: listed in or eligible for listing in the National Register of Historic Places; or

(2) **ADAAG 4.1.7(1)(b)(ii)**: designated as historic under an appropriate state or local law.

Subp. 2. ADAAG 4.1.7(2): Guidance for altering qualified historic buildings and facilities. This subpart is not enforceable or incorporated as part of the Minnesota State Building Code but is provided for information and guidance only.

A. ADAAG 4.1.7(2)(a): Subitems (1) and (2) contain alterations to qualified historic buildings and facilities subject to section 106 of the National Historic Preservation Act.

(1) **ADAAG 4.1.7(2)(a)(i)**: Section 106 of the National Historic Preservation Act, United States Code, title 16, section 470f, requires that a federal agency with jurisdiction over a federal, federally assisted, or federally licensed undertaking consider the effects of the agency's undertaking on buildings and facilities listed in or eligible for listing in the National Register of Historic Places and give the advisory council on historic preservation a reasonable opportunity to comment on the undertaking prior to approval of the undertaking.

(2) **ADAAG 4.1.7(2)(a)(ii)**: If alterations are undertaken to a qualified historic building or facility that is subject to section 106 of the National Historic Preservation Act, the federal agency with jurisdiction over the undertaking shall follow the section 106 process. If the state historic preservation officer or advisory council on historic preservation agrees that compliance with the requirements for exterior and interior accessible routes, ramps, entrances, or toilets would threaten or destroy the historic significance of the building or facility, the alternative requirements in subpart 3 may be used for the feature.

B. ADAAG 4.1.7(2)(b): This item contains alterations to qualified historic buildings and facilities not subject to section 106 of the National Historic Preservation Act. If alterations are undertaken to a qualified historic building or facility that is not subject to section 106 of the National Historic Preservation Act, if the entity undertaking the alterations believes that compliance with the requirements for exterior and interior accessible routes, ramps, entrances, or toilets would threaten or destroy the historic significance of the building or facility and that the alternative requirements in subpart 3 should be used for the feature, the entity shall consult with the state historic preservation officer. If the state historic preservation officer agrees that compliance with the accessibility requirements for exterior and interior accessible routes, ramps, entrances, or toilets would threaten or destroy the historical significance of the building or facility, the alternative requirements in subpart 3 may be used.

C. ADAAG 4.1.7(2)(c): Interested persons should be invited to participate in the consultation process, including state or local accessibility officials, individuals with disabilities, and organizations representing individuals with disabilities.

D. ADAAG 4.1.7(2)(d): If the state historic preservation officer has delegated the consultation responsibility for purposes of this subpart to a local government historic preservation program that has been certified according to section 101(c) of the National Historic Preservation Act of 1966, United States Code, title 16, section 470a(c), and implementing regulations, Code of Federal Regulations, title 36, section 61.5, the responsibility may be carried out by the appropriate local government body or official.

Subp. 3. ADAAG 4.1.7(3): Historic preservation; minimum requirements.

A. ADAAG 4.1.7(3)(a): At least one accessible route complying with part 1341.0422 from a site access point to an accessible entrance shall be provided.

EXCEPTION: A ramp with a slope no greater than 1:6 for a run not to exceed two feet (610 mm) may be used as part of an accessible route to an entrance.

B. ADAAG 4.1.7(3)(b): At least one accessible entrance complying with part 1341.0444 that is used by the public shall be provided.

EXCEPTION: If it is determined that no entrance used by the public can comply with part 1341.0444, then access at any entrance not used by the general public but open or unlocked with directional signage at the primary entrance may be used. The accessible entrance shall also have a notification system. If security is a problem, remote monitoring may be used.

C. ADAAG 4.1.7(3)(c): If toilets are provided, then at least one toilet facility complying with parts 1341.0411 and 1341.0460 shall be provided along an accessible route that complies with part 1341.0422. The toilet facility may be unisex in design.

D. ADAAG 4.1.7(3)(d): Accessible routes from an accessible entrance to all publicly used spaces on at least the level of the accessible entrance shall be provided. Access shall be provided to all levels of a building or facility in compliance with part 1341.0401 whenever practical.

E. ADAAG 4.1.7(3)(e): Displays and written information and documents should be located where they can be seen by a seated person. Exhibits and signage displayed horizontally, such as in open books, should be no higher than 44 inches (1,120 mm) above the floor surface.

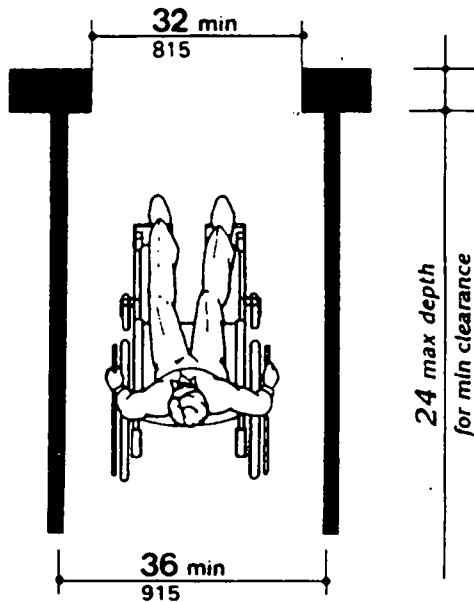
Statutory Authority: *MS s 16B.59 to 16B.75*

History: *23 SR 2042*

1341.0420 ADAAG 4.2: SPACE ALLOWANCE AND REACH RANGES.

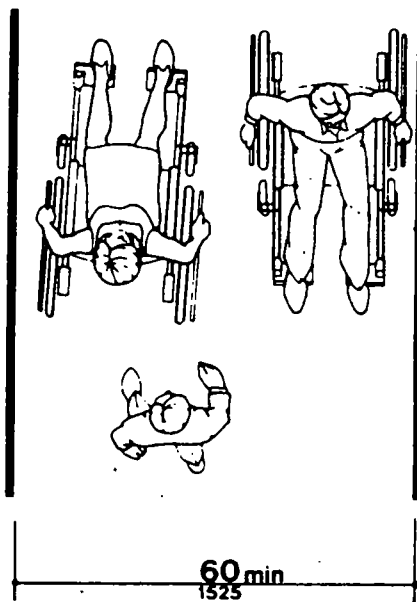
Subpart 1. ADAAG 4.2.1: Wheelchair passage width. The minimum clear width for single wheelchair passage shall be 32 inches (815 mm) at a point and 36 inches (915 mm) continuously. See Figure 1 in this subpart and Figure 24(e) in part 1341.0442, subpart 5.

FIGURE 1
MINIMUM CLEAR WIDTH FOR SINGLE WHEELCHAIR



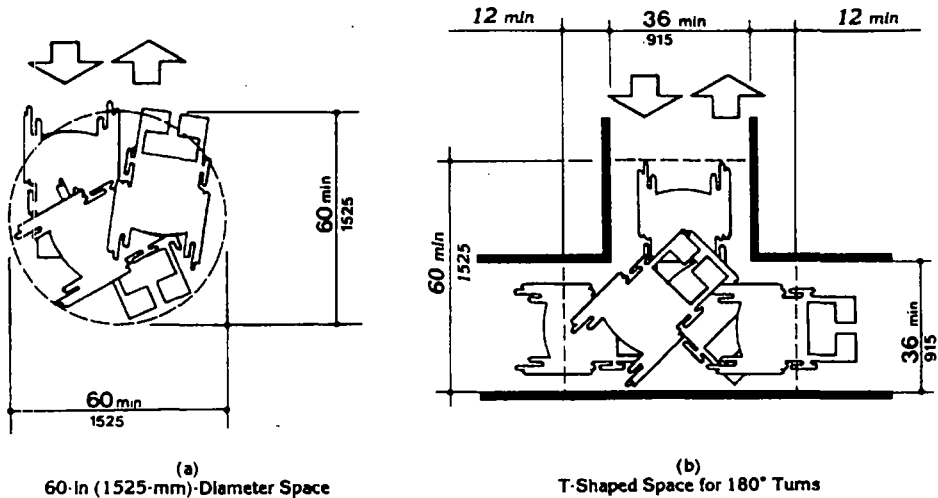
Subp. 2. ADAAG 4.2.2: Width for wheelchair passing. The minimum width for two wheelchairs to pass is 60 inches (1,525 mm). See Figure 2.

FIGURE 2
MINIMUM CLEAR WIDTH FOR TWO WHEELCHAIRS



Subp. 3. **ADAAG 4.2.3: Wheelchair turning space.** The space required for a wheelchair to make a 180-degree turn is a clear space of 60 inches (1,525 mm) in diameter or a T-shaped space. See Figure 3(a) or (b).

FIGURE 3
 WHEELCHAIR TURNING SPACE



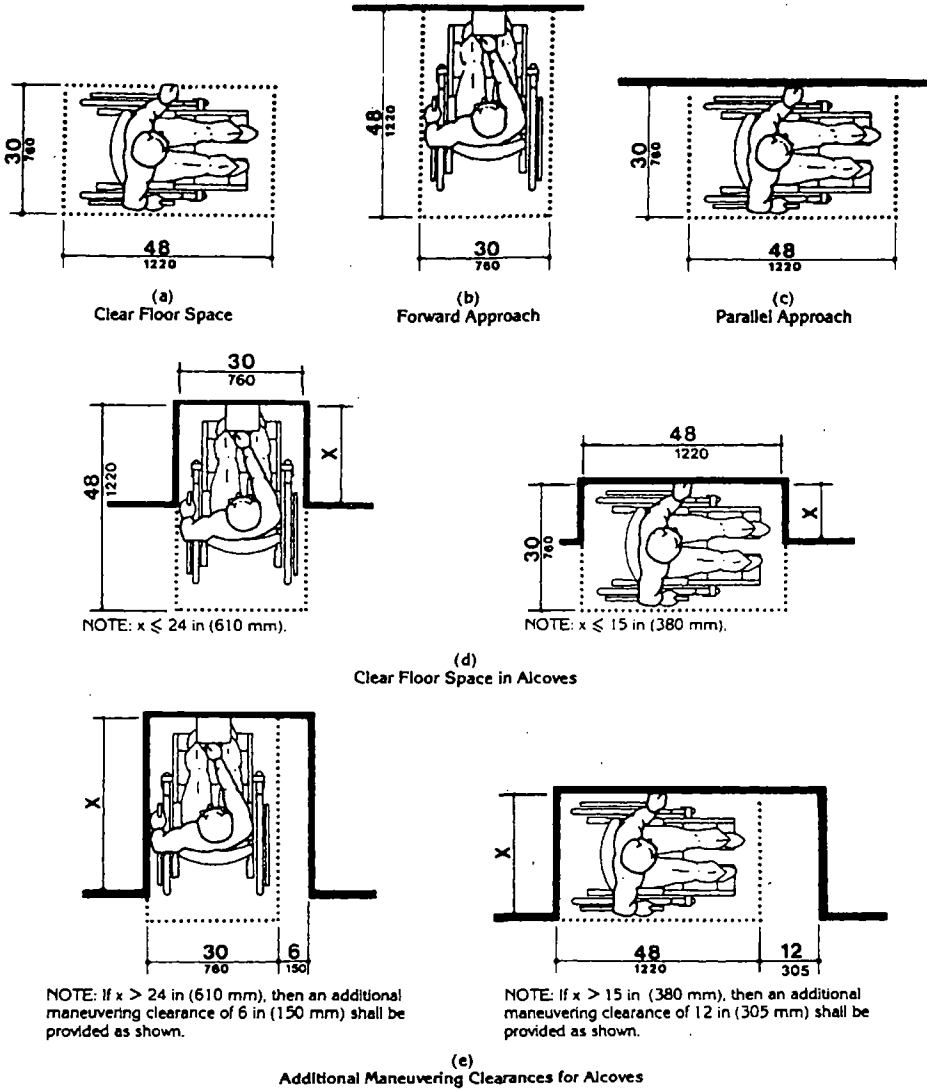
Subp. 4. **ADAAG 4.2.4: Clear floor or ground space for wheelchairs.** This subpart governs clear floor or ground space for wheelchairs.

A. **ADAAG 4.2.4.1:** The minimum clear floor or ground space required to accommodate a single, stationary wheelchair and occupant is 30 inches (760 mm) by 48 inches (1,220 mm). See Figure 4(a). The minimum clear floor or ground space for wheelchairs may be positioned for forward or parallel approach to an object. See Figures 4(b) and (c). When specified, clear floor or ground space for wheelchairs may be part of the knee space required under some objects.

B. **ADAAG 4.2.4.2:** One full unobstructed side of the clear floor or ground space for a wheelchair shall adjoin or overlap an accessible route or adjoin another wheelchair clear floor space. If a clear floor space is located in an alcove or otherwise confined on all or part of three sides, additional maneuvering clearances shall be provided as shown in Figures 4(d) and (e).

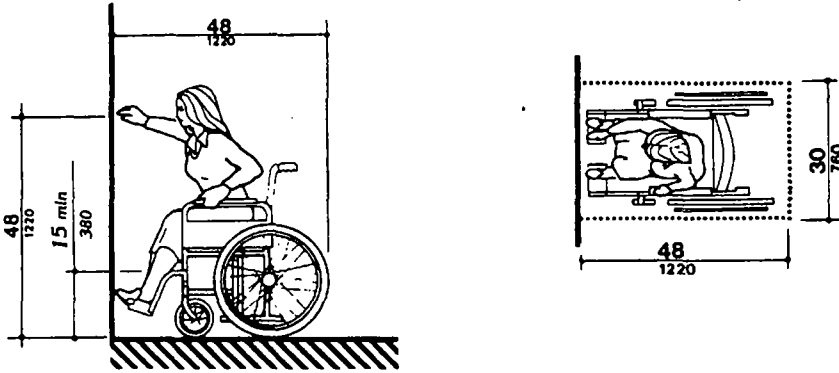
C. **ADAAG 4.2.4.3:** Clear floor or ground spaces for wheelchairs shall comply with part 1341.0426.

FIGURE 4
MINIMUM CLEAR FLOOR SPACE FOR WHEELCHAIRS

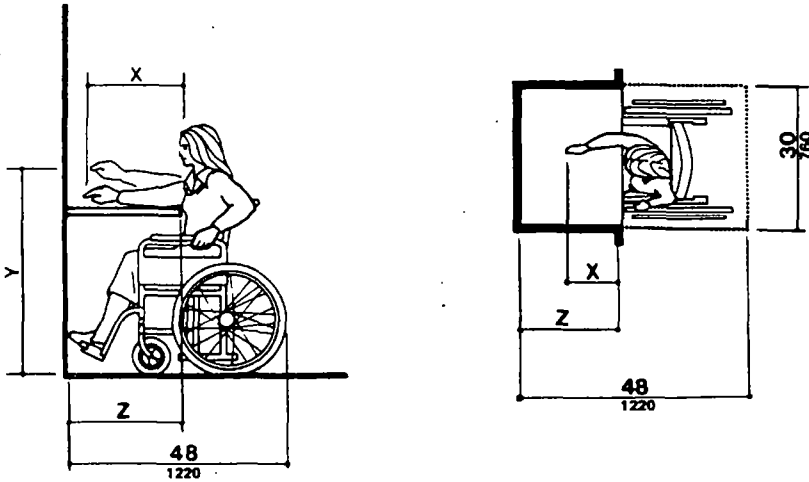


Subp. 5. ADAAG 4.2.5: Forward reach. If the clear floor space only allows forward approach to an object, the maximum high forward reach allowed shall be 48 inches (1,220 mm). See Figure 5(a). The minimum low forward reach is 15 inches (380 mm). If the high forward reach is over an obstruction, reach and clearances shall be as shown in Figure 5(b).

FIGURE 5
 FORWARD REACH



(a)
 High Forward Reach Limit

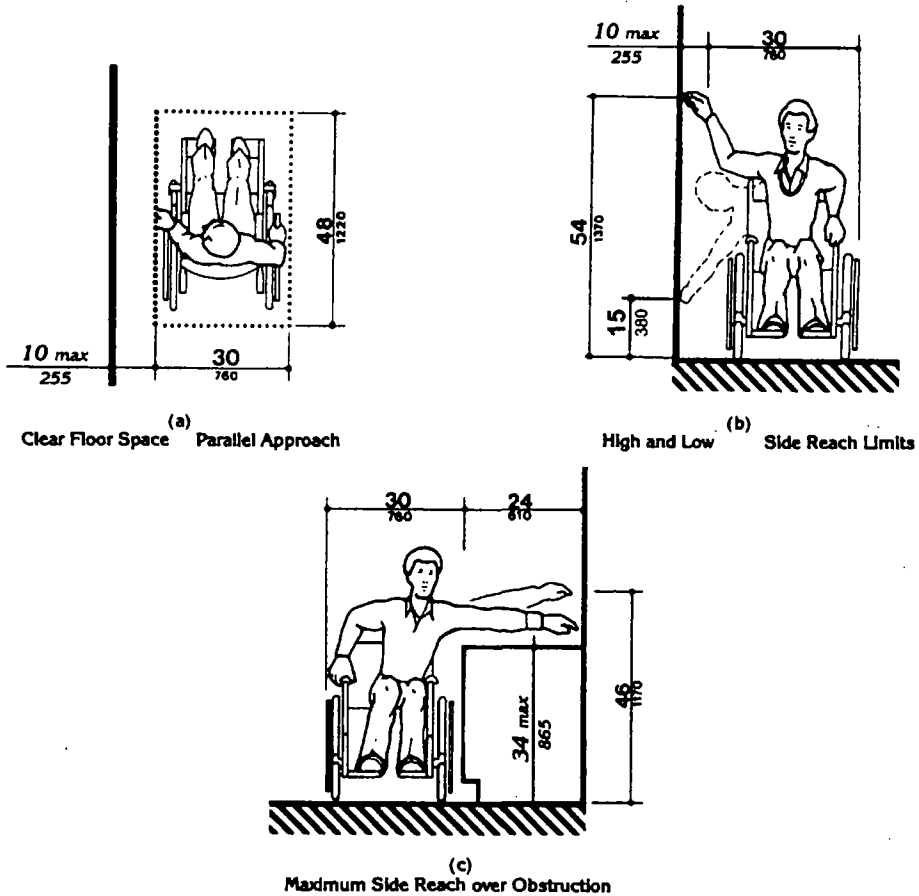


(b)
 Maximum Forward Reach over an Obstruction

NOTE: x shall be ≤ 25 in (635 mm); z shall be $\geq x$. When $x < 20$ in (510 mm), then y shall be 48 in (1220 mm) maximum. When x is 20 to 25 in (510 to 635 mm), then y shall be 44 in (1120 mm) maximum.

Subp. 6. ADAAG 4.2.6: Side reach. If the clear floor space allows parallel approach by a person in a wheelchair, the maximum high side reach allowed shall be 54 inches (1,370 mm) and the low side reach shall be no less than 15 inches (380 mm) above the floor. See Figures 6(a) and (b). If the side reach is over an obstruction, the reach and clearances shall be as shown in Figure 6(c).

FIGURE 6
SIDE REACH



Statutory Authority: *MS s 16B.59 to 16B.75*

History: 23 SR 2042

1341.0422 ADAAG 4.3: ACCESSIBLE ROUTE.

Subpart 1. **ADAAG 4.3.1: General.** All walks, halls, corridors, aisles, skywalks, tunnels, and other spaces that are part of an accessible route shall comply with this part.

Subp. 2. **ADAAG 4.3.2: Location.** This subpart governs location of accessible routes.

A. **ADAAG 4.3.2(1):** At least one accessible route within the boundary of the site shall be provided from public transportation stops, accessible parking, and accessible passenger loading zones, and public streets or sidewalks to the accessible building entrance they serve. The accessible route shall, to the maximum extent feasible, coincide with the route for the general public.

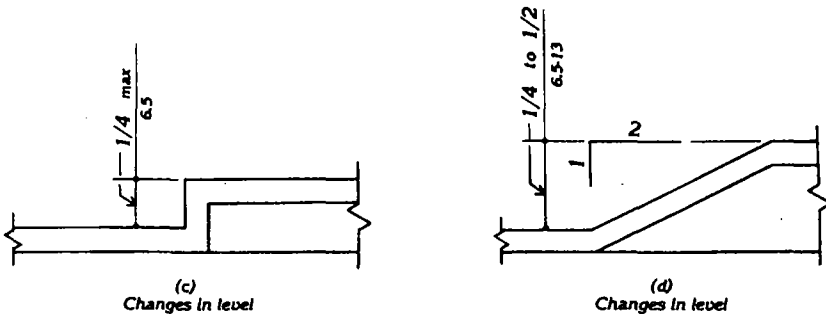
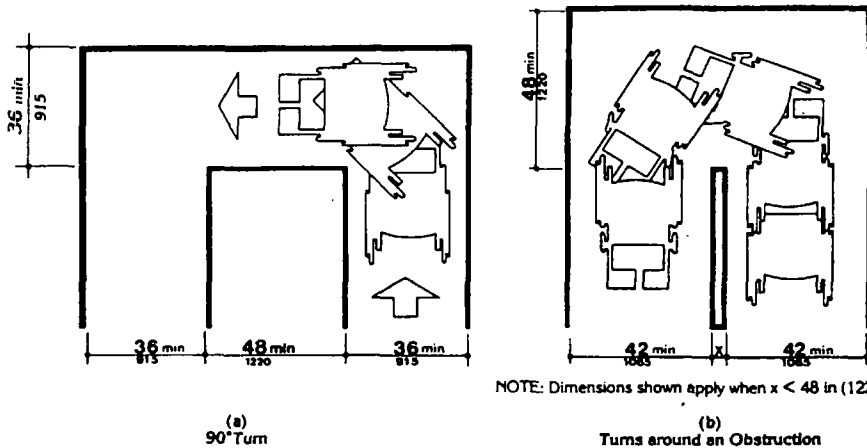
B. **ADAAG 4.3.2(2):** At least one accessible route shall connect accessible buildings, facilities, elements, and spaces that are on the same site.

C. **ADAAG 4.3.2(3):** At least one accessible route shall connect accessible building or facility entrances with all nonexempt spaces and elements within the building or facility.

Subp. 3. **ADAAG 4.3.3: Width.** This subpart governs the width of accessible routes.

A. The minimum clear width of an interior accessible route shall be 36 inches (915 mm) except at the doors. See part 1341.0442, subparts 5 and 6. If a person in a wheelchair must make a turn around an obstruction, the minimum clear width of the accessible route shall be as shown in Figures 7(a) and (b).

FIGURE 7
 ACCESSIBLE ROUTE



B. The minimum clear width for an exterior accessible route shall be 48 inches (1,220 mm).

Subp. 4. **ADAAG 4.3.4: Passing space.** If an accessible route has less than 60 inches (1,525 mm) clear width, then passing spaces at least 60 inches (1,525 mm) by 60 inches (1,525 mm) shall be located at reasonable intervals not to exceed 200 feet (61 m). A T-intersection of two corridors or walks is an acceptable passing place.

Subp. 5. **ADAAG 4.3.5: Head room.** Accessible routes shall comply with part 1341.0424, subpart 2.

Subp. 6. **ADAAG 4.3.6: Surface textures.** The surface of an accessible route shall comply with part 1341.0426.

Subp. 7. **ADAAG 4.3.7: Slope.** This subpart governs the slope of accessible routes.

A. An accessible route with a running slope greater than 1:20 is a ramp and shall comply with part 1341.0432.

B. An exterior accessible route shall not have a running slope greater than 1:20.

Nowhere shall the cross slope of an accessible route exceed 1:50.

Subp. 8. **ADAAG 4.3.8: Changes in levels.** Changes in levels along an accessible route shall comply with part 1341.0426, subpart 2. If an accessible route has changes in level greater than one-half inch (13 mm), then a curb ramp, ramp, elevator, or platform lift as permitted in parts 1341.0405 and 1341.0411 shall be provided that complies with part 1341.0430, 1341.0432, 1341.0436, or 1341.0438, respectively. An accessible route does not include stairs, steps, or escalators. See the definition of "egress, accessible means of" in part 1341.0350.

Subp. 9. **ADAAG 4.3.9: Doors.** Doors along an accessible route shall comply with part 1341.0442.

Subp. 10. **ADAAG 4.3.10: Egress.** Accessible routes serving any accessible space or element shall also serve as a means of egress for emergencies or connect to an accessible area of rescue assistance.

Subp. 11. **ADAAG 4.3.11: Areas of rescue assistance.** This subpart governs areas of rescue assistance.

A. **ADAAG 4.3.11.1:** An area of rescue assistance shall be one of the following:

- (1) **ADAAG 4.3.11.1(1):** a portion of a stairway landing within a smokeproof stair enclosure;
- (2) **ADAAG 4.3.11.1(2):** a portion of an exterior exit balcony located immediately adjacent to an exit stairway when the balcony complies with the exiting requirements of chapter 10 of the UBC. Openings to the interior of the building located within 20 feet (6 m) of the area of rescue assistance shall be protected with fire assemblies having a three-fourths hour fire protection rating;
- (3) **ADAAG 4.3.11.1(3):** a portion of a one-hour fire-resistive corridor located immediately adjacent to an exit enclosure;
- (4) **ADAAG 4.3.11.1(4):** a vestibule located immediately adjacent to an exit enclosure and constructed to the same fire-resistive standards as required for corridors and openings;
- (5) **ADAAG 4.3.11.1(5):** a portion of a stairway landing within an exit enclosure that is vented to the exterior and is separated from the interior of the building with not less than one-hour fire-resistive doors;
- (6) **ADAAG 4.3.11.1(6):** If approved by the building official, an area or a room that is separated from other portions of the building by a smoke barrier. Smoke barriers shall have a fire-resistive rating of not less than one hour and shall completely enclose the area or room. Doors in the smoke barrier shall be tight-fitting smoke- and draft-control assemblies having a fire-protection rating of not less than 20 minutes and shall be self-closing or automatic closing. The area or room shall be provided with an exit directly to an exit enclosure. If the room or area exits into an exit enclosure that is required to be of more than one-hour fire-resistive construction, the room or area shall have the same fire-resistive construction, including the same opening protection, as required for the adjacent exit enclosure; or
- (7) **ADAAG 4.3.11.1(7):** an elevator lobby when elevator shafts and adjacent lobbies are pressurized as required for smokeproof enclosures and when complying with requirements in this part for size, communication, and signage. The pressurization system shall be activated by smoke detectors on each floor located in a manner approved by the building official. Pressurization equipment and its ductwork within the building shall be separated from other portions of the building by a minimum two-hour fire-resistive construction.

B. **ADAAG 4.3.11.2:** Each area of rescue assistance shall provide at least two accessible areas not less than 30 inches (760 mm) by 48 inches (1,220 mm). The area of rescue assistance shall not encroach on any required exit width. The total number of the 30-inch (760-mm) by 48-inch (1,220-mm) areas per story shall be not less than one for every 200 persons of calculated occupant load served by the area of rescue assistance.

EXCEPTION: The building official may reduce the minimum number of 30-inch (760-mm) by 48-inch (1,220-mm) areas to one for each area of rescue assistance on floors where the occupant load is less than 200.

C. ADAAG 4.3.11.3: Each stairway adjacent to an area of rescue assistance shall have a minimum clear width of 48 inches (1,220 mm) between handrails.

D. ADAAG 4.3.11.4: A method of two-way communication, with both visible and audible signals, shall be provided between each area of rescue assistance and the primary entry. The building official may approve a location other than the primary entry.

E. ADAAG 4.3.11.5: Each area of rescue assistance shall be identified by a sign that states "AREA OF RESCUE ASSISTANCE" and displays the International Symbol of Accessibility in Figure 43 in part 1341.0476. The sign shall be illuminated when exit sign illumination is required. Signage shall also be installed at all inaccessible exits and where otherwise necessary to clearly indicate the direction to areas of rescue assistance. In each area of rescue assistance, instructions on the use of the area under emergency conditions shall be posted adjoining the two-way communication system.

Statutory Authority: *MS s 16B.59 to 16B.75*

History: 23 SR 2042

1341.0424 ADAAG 4.4: PROTRUDING OBJECTS.

Subpart 1. **ADAAG 4.4.1: General.** Objects projecting from walls, such as telephones, with their leading edges between 27 inches (685 mm) and 80 inches (2,030 mm) above the finished floor shall protrude no more than four inches (100 mm) into walks, halls, corridors, passageways, or aisles. See Figure 8(a). Objects mounted with their leading edges at or below 27 inches (685 mm) above the finished floor may protrude any amount. See Figures 8(a) and (b). Free-standing objects mounted on posts or pylons may overhang a maximum of 12 inches (305 mm) from 27 inches (685 mm) to 80 inches (2,030 mm) above the ground or finished floor. See Figures 8(c) and (d). Protruding objects shall not reduce the clear width of an accessible route or maneuvering space. See Figure 8(e).

FIGURE 8
PROTRUDING OBJECTS

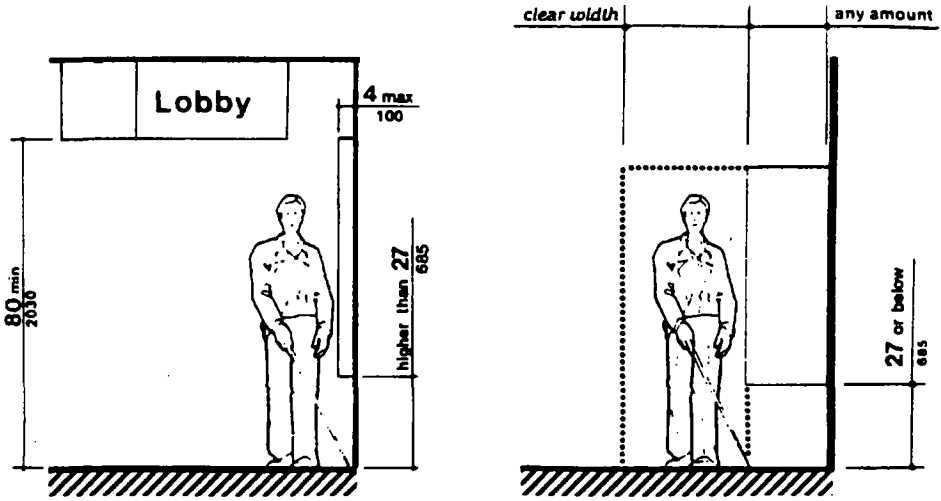


Fig. 8 (a)
Walking Parallel to a Wall

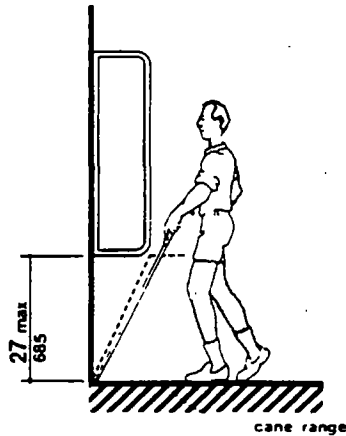


Fig. 8 (b)
Walking Perpendicular to a Wall

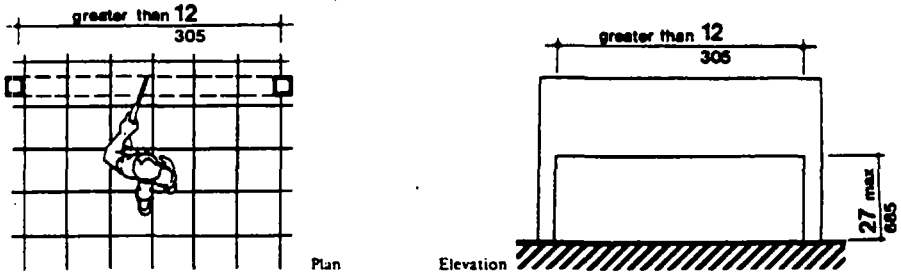


Fig. 8 (c) Free-Standing Overhanging Objects

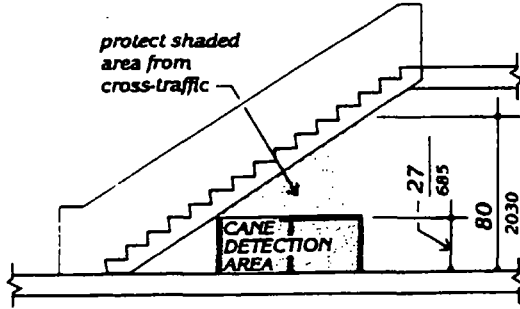


Fig. 8 (c-1) Overhead Hazards

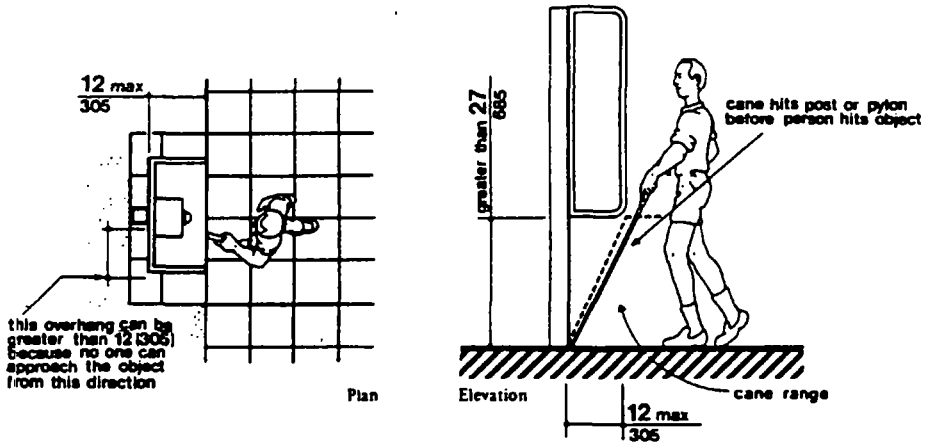


Fig. 8 (d)
Objects Mounted on Posts or Pylons

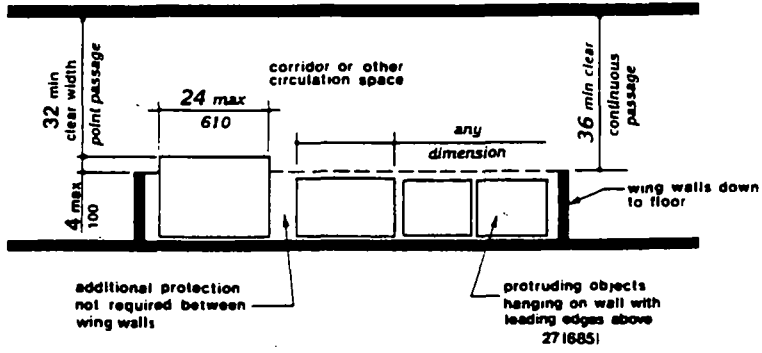


Fig. 8 (e)

Example of Protection around Wall-Mounted Objects and Measurements of Clear Widths

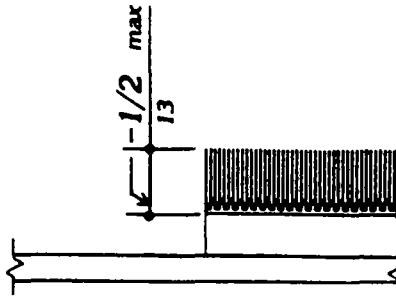


Fig. 8 (f)

Carpet Pile Thickness

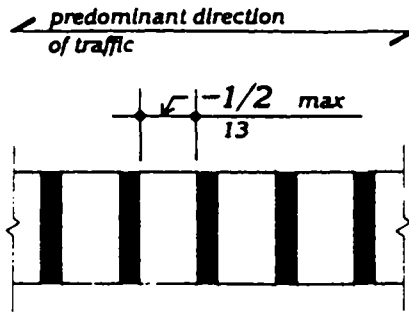


Fig. 8 (g)
Gratings

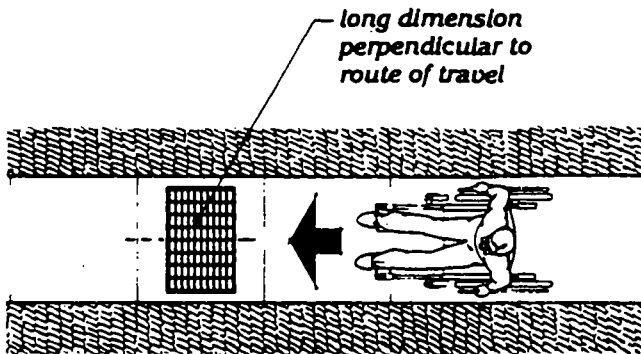


Fig. 8 (h)
Grating Orientation

Subp. 2. **ADAAG 4.4.2: Head room.** Walks, halls, corridors, passageways, aisles, or other circulation spaces shall have 80 inches (2,030 mm) minimum clear head room. See Figure 8(a) in subpart 1. If vertical clearance of an area adjoining an accessible route is reduced to less than 80 inches (2,050 mm), nominal dimension, a barrier to warn blind or visually-impaired persons shall be provided. See Figure 8(c-1) in subpart 1.

Statutory Authority: *MS s 16B.59 to 16B.75*

History: 23 SR 2042

1341.0426 ADAAG 4.5: GROUND AND FLOOR SURFACES.

Subpart 1. **ADAAG 4.5.1: General.** Ground and floor surfaces along accessible routes and in accessible rooms and spaces including floors, walks, ramps, stairs, and curb ramps shall be stable, firm, and slip-resistant, and shall comply with this part.

Subp. 2. **ADAAG 4.5.2: Changes in level.** Changes in level up to one-quarter inch (6 mm) may be vertical and without edge treatment. See Figure 7(c) in part 1341.0422, subpart 3. Changes in level between one-quarter inch (6 mm) and one-half inch (13 mm) shall be beveled with a slope no greater than 1:2. See Figure 7(d) in part 1341.0422, subpart 3. Changes in level greater than one-half inch (13 mm) shall be accomplished by means of a ramp that complies with part 1341.0430 or 1341.0432.

Subp. 3. **ADAAG 4.5.3: Carpet.** If carpet or carpet tile is used on a ground or floor surface, then it shall be securely attached; have a firm cushion, pad, or backing, or no cushion or pad; and have a level loop, textured loop, level cut pile, or level cut or uncut pile texture. The maximum pile thickness shall be one-half inch (13 mm). See Figure 8(f) in part 1341.0424, subpart 1. Exposed edges of carpet shall be fastened to floor surfaces and have trim along the entire length of the exposed edge. Carpet edge trim shall comply with subpart 2.

Subp. 4. **ADAAG 4.5.4: Gratings.** Gratings located in walking surfaces shall have spaces no greater than one-half inch (13 mm) wide in one direction. See Figure 8(g) in part 1341.0424, subpart 1. Gratings with elongated openings shall be placed so that the long dimension is perpendicular to the dominant direction of travel. See Figure 8(h) in part 1341.0424, subpart 1.

Statutory Authority: *MS s 16B.59 to 16B.75*

History: *23 SR 2042*

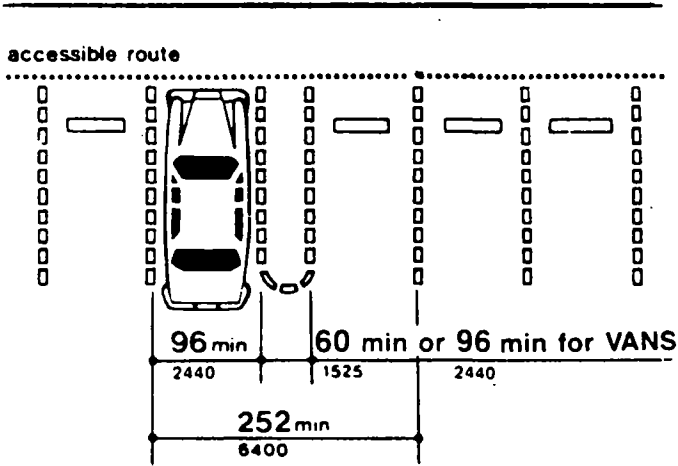
1341.0428 ADAAG 4.6: PARKING AND PASSENGER LOADING ZONES.

Subpart 1. **ADAAG 4.6.1: Minimum number.** Parking spaces required to be accessible by part 1341.0401 shall comply with part 1341.0428, subparts 2 to 5. Passenger loading zones required to be accessible by part 1341.0401 shall comply with part 1341.0428, subparts 5 and 6.

Subp. 2. **ADAAG 4.6.2: Location.** Accessible parking spaces serving a particular building shall be located on the shortest accessible route of travel from adjacent parking to an accessible entrance. In parking facilities that do not serve a particular building, accessible parking shall be located on the shortest accessible route of travel to an accessible pedestrian entrance of the parking facility. In buildings with multiple accessible entrances with adjacent parking, accessible parking spaces shall be dispersed and located closest to the accessible entrances.

Subp. 3. **ADAAG 4.6.3: Parking spaces.** Accessible parking spaces shall be at least 96 inches (2,440 mm) wide. Parking access aisles shall be part of an accessible route to the building or facility entrance and shall comply with part 1341.0422. Two accessible parking spaces may share a common access aisle. See Figure 9. Access aisles shall be marked to discourage parking in them. Parked vehicle overhangs shall not reduce the clear width of an accessible route. The location of an accessible route in Figure 9 is the preferred location, not the required location. Parking spaces and access aisles shall be level with surface slopes not exceeding 1:50 (two percent) in all directions.

FIGURE 9
DIMENSIONS OF PARKING SPACES

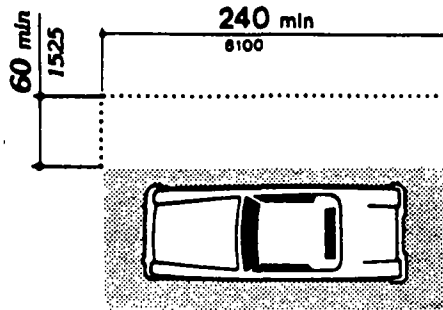


Subp. 4. **ADAAG 4.6.4: Signage.** Accessible parking spaces shall be designated as reserved by a sign showing the symbol of accessibility in part 1341.0476, subpart 7, and complying with Minnesota Statutes, section 169.346, subdivision 2, paragraph (a). Spaces complying with part 1341.0403, item E, subitem (2), shall have an additional van-accessible sign mounted below the symbol of accessibility. Signs designating accessible parking spaces shall be centered on the head end of the space, located a maximum of 96 inches (2,440 mm) from the head of the space and be mounted from 48 inches (1,200 mm) to 60 inches (1,525 mm) between the bottom of the sign and the parking surface. The line of sight, from the driver's position of a vehicle parked in the space to the sign, shall not be obscured by permanent or temporary objects.

Subp. 5. **ADAAG 4.6.5: Vertical clearance.** Minimum vertical clearance of 114 inches (2,895 mm) shall be provided at accessible passenger loading zones and along at least one vehicle access route to the areas from site entrances and exits. At parking spaces complying with part 1341.0403, item E, subitem (2), minimum vertical clearance of 98 inches (2,490 mm) shall be provided at the parking space and along at least one vehicle access route to the spaces from site entrances and exits.

Subp. 6. **ADAAG 4.6.6: Passenger loading zones.** Passenger loading zones shall provide an access aisle at least 60 inches (1,525 mm) wide and 240 inches (6,100 mm) long adjacent and parallel to the vehicle pull-up space. See Figure 10. If there are curbs between the access aisle and the vehicle pull-up space, then a curb ramp complying with part 1341.0430 shall be provided. Vehicle standing spaces and access aisles shall be level with surface slopes not exceeding 1:50 (two percent) in all directions.

FIGURE 10
ACCESS AISLE AT PASSENGER LOADING ZONES



Statutory Authority: *MS s 16B.59 to 16B.75*

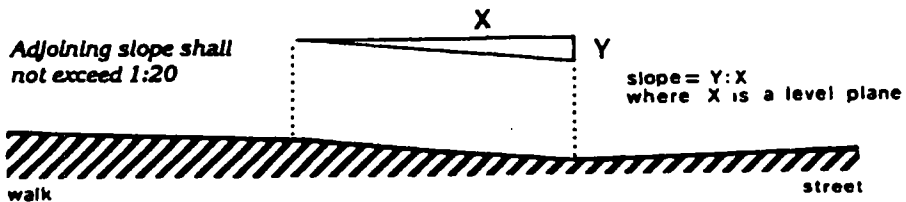
History: *23 SR 2042*

1341.0430 ADAAG 4.7: CURB RAMPS.

Subpart 1. **ADAAG 4.7.1: Location.** Curb ramps complying with this part shall be provided wherever an accessible route crosses a curb.

Subp. 2. **ADAAG 4.7.2: Slope.** Slopes of curb ramps shall comply with part 1341.0432, subpart 2. The slope shall be measured as shown in Figure 11. Transitions from ramps to walks, gutters, or streets shall be flush and free of abrupt changes. Maximum slopes of adjoining gutters, road surface immediately adjacent to the curb ramp, or accessible route shall not exceed 1:20.

FIGURE 11
MEASUREMENT OF CURB RAMP SLOPES

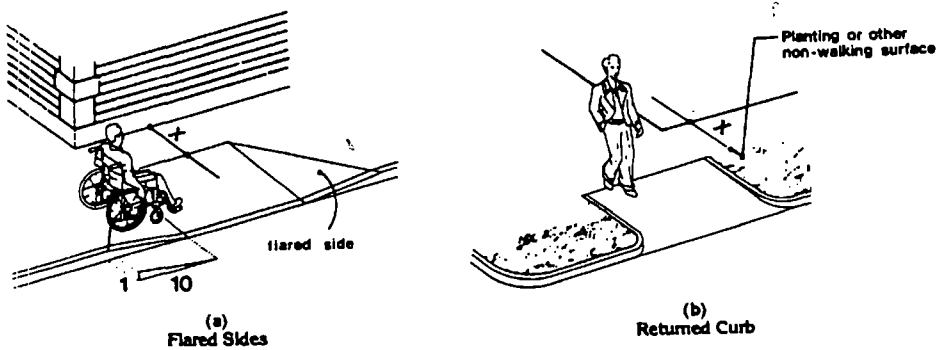


Subp. 3. **ADAAG 4.7.3: Width.** The minimum width of a curb ramp shall be 36 inches (915 mm), exclusive of flared sides.

Subp. 4. **ADAAG 4.7.4: Surface.** Surfaces of curb ramps shall comply with part 1341.0426.

Subp. 5. **ADAAG 4.7.5: Sides of curb ramps.** If a curb ramp is located where pedestrians must walk across the ramp, or where it is not protected by handrails or guardrails, it shall have flared sides. The maximum slope of the flare shall be 1:10. See Figure 12(a). Curb ramps with returned curbs may be used where pedestrians would not normally walk across the ramp. See Figure 12(b).

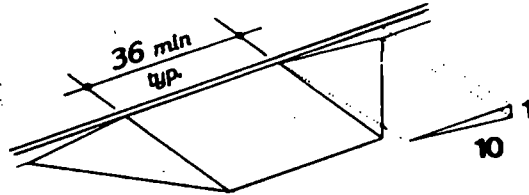
FIGURE 12
 SIDES OF CURB RAMP



*If X is less than 48 in,
 then the slope of the flared side
 shall not exceed 1:12.*

Subp. 6. **ADAAG 4.7.6: Built-up curb ramps.** Built-up curb ramps shall be located so that they do not project into vehicular traffic lanes or access aisles. See Figure 13.

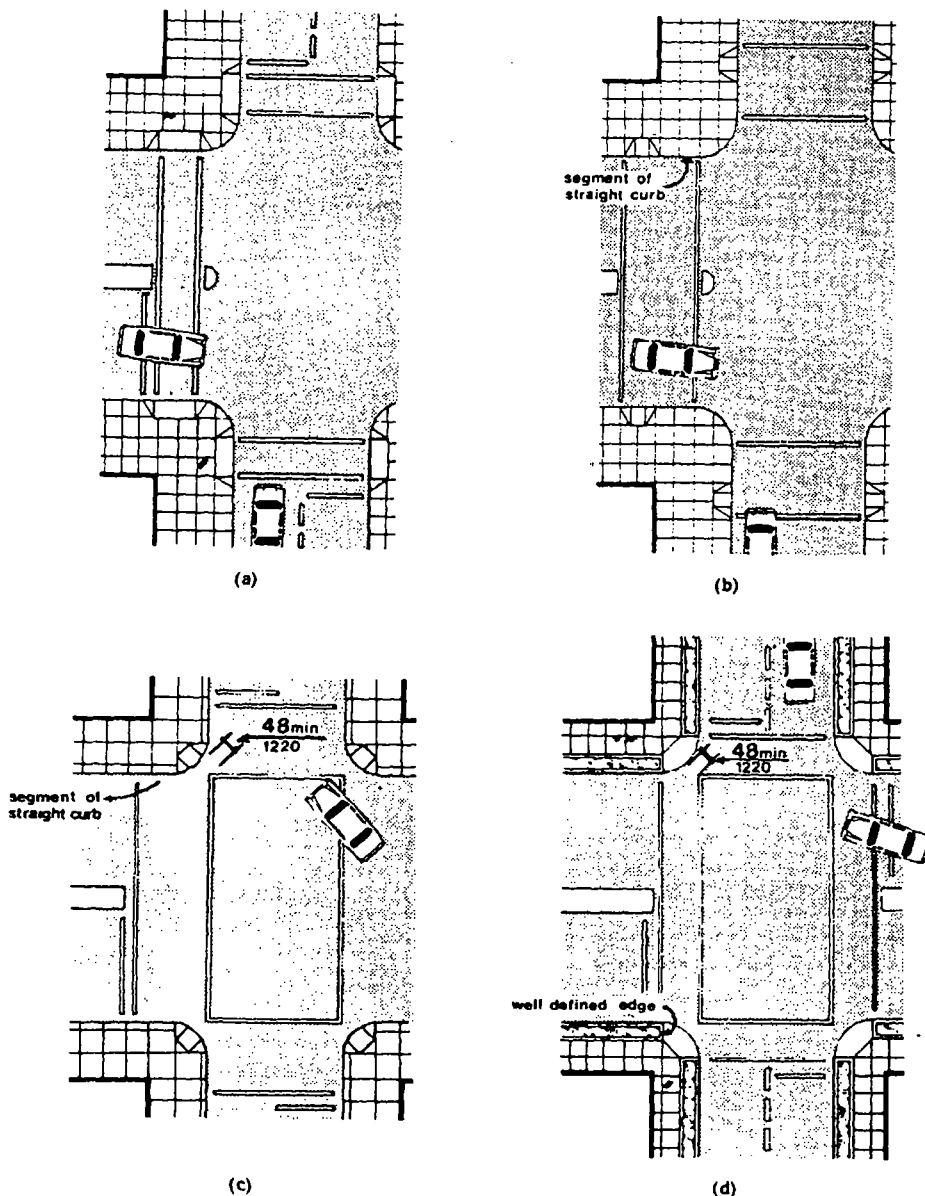
FIGURE 13
 BUILT-UP CURB RAMP



Subp. 8. **ADAAG 4.7.8: Obstructions.** Curb ramps shall be located or protected to prevent their obstruction by parked vehicles.

Subp. 9. **ADAAG 4.7.9: Location at marked crossings.** Curb ramps at marked crossings shall be wholly contained within the markings, excluding any flared sides. See Figure 15.

FIGURE 15
CURB RAMPS AT MARKED CROSSINGS



Subp. 10. ADAAG 4.7.10: **Diagonal curb ramps.** If diagonal or corner type curb ramps have returned curbs or other well-defined edges, the edges shall be parallel to the direction of pedestrian flow. The bottom of diagonal curb ramps shall have a minimum of 48 inches (1,220 mm) of clear space as shown in Figures 15(c) and (d) in subpart 9. If diagonal curb ramps are provided at marked crossings, the 48-inch (1,220-mm) clear space shall be within the markings. See Figures 15(c) and (d) in subpart 9. If diagonal curb ramps have flared sides, they shall also have at least a 24-inch (610-mm) long segment of straight curb located on each side of the curb ramp and within the marked crossing. See Figure 15(c) in subpart 9.

Subp. 11. **ADAAG 4.7.11: Islands.** Any raised islands in crossings shall be cut through level with the street or have curb ramps at both sides and a level area at least 48 inches (1,220 mm) long between the curb ramps in the part of the island intersected by the crossings. See Figures 15(a) and (b) in subpart 9.

Statutory Authority: *MS s 16B.59 to 16B.75*

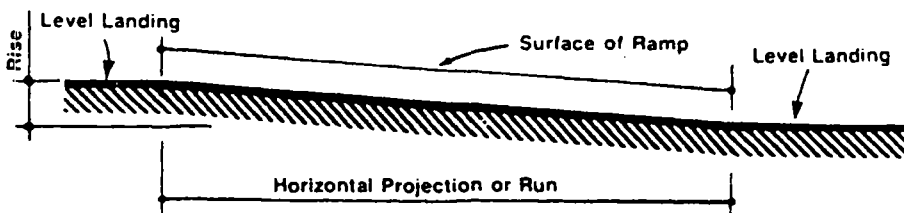
History: 23 SR 2042

1341.0432 ADAAG 4.8: RAMPS.

Subpart 1. **ADAAG 4.8.1: General.** Any part of an accessible route with a slope greater than 1:20 shall be considered a ramp and shall comply with this part.

Subp. 2. **ADAAG 4.8.2: Slope and rise.** The least possible slope shall be used for any ramp. The maximum slope of a ramp in new construction shall be 1:12. The maximum rise for any run shall be 30 inches (760 mm). See Figure 16. Curb ramps and ramps to be constructed in existing buildings or facilities may have slopes and rises as allowed in part 1431.0411, subpart 3, item A, if space limitations prohibit the use of a 1:12 slope or less.

FIGURE 16
 COMPONENTS OF A SINGLE RAMP RUN
 AND SAMPLE RAMP DIMENSIONS



Slope	Maximum Rise		Maximum Horizontal Projection	
	in	mm	ft	m
1:12 to < 1:16	30	760	30	9
1:16 to < 1:20	30	760	40	12

Subp. 3. **ADAAG 4.8.3: Clear width.** The minimum clear width of a ramp shall be 36 inches (915 mm).

Subp. 4. **ADAAG 4.8.4: Landings.** Ramps shall have level landings at the bottom and top of each ramp and each ramp run. Landings shall have the features in items A to D.

A. **ADAAG 4.8.4(1):** The landing shall be at least as wide as the ramp run leading to it.

B. **ADAAG 4.8.4(2):** The landing length shall be a minimum of 60 inches (1,525 mm) clear.

C. **ADAAG 4.8.4(3):** If ramps change direction at landings, the minimum landing size shall be 60 inches (1,525 mm) by 60 inches (1,525 mm).

D. **ADAAG 4.8.4(4):** If a doorway is located at a landing, then the area in front of the doorway shall comply with part 1341.0442, subpart 6.

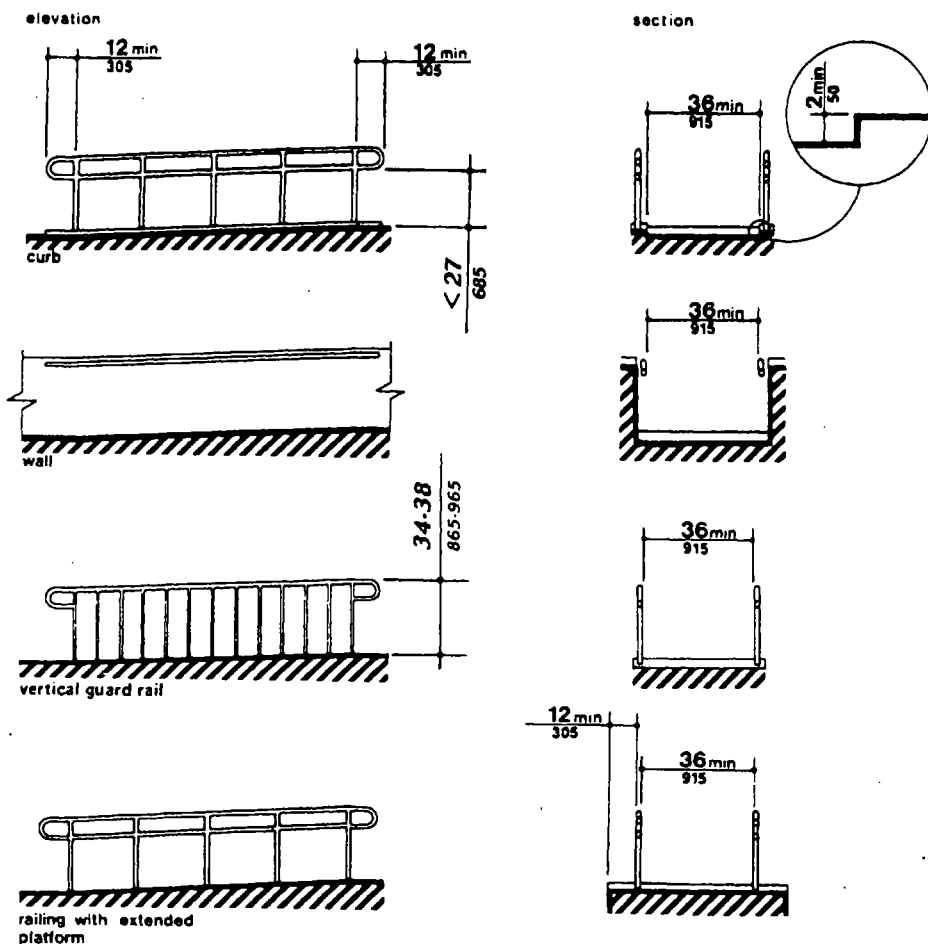
Subp. 5. **ADAAG 4.8.5: Handrails.** A ramp run that has a rise greater than six inches (150 mm) or a horizontal projection greater than 72 inches (1,830 mm) shall have handrails on both sides. Handrails are not required on curb/ramps or adjacent to seating in assembly areas. Handrails shall comply with part 1341.0468 and shall have the features in items A to G.

A. **ADAAG 4.8.5(1):** Handrails shall be provided along both sides of ramp segments. The inside handrail on switchback or dogleg ramps shall always be continuous.

B. **ADAAG 4.8.5(2):** If handrails are not continuous, they shall extend at least 12 inches (305 mm) beyond the top and bottom of the ramp segment and shall be parallel with the floor or ground surface. See Figure 17.

FIGURE 17

EXAMPLES OF EDGE PROTECTION AND HANDRAIL EXTENSIONS



C. **ADAAG 4.8.5(3):** The clear space between the handrail and the wall shall be a minimum of 1-1/2 inches (38 mm).

D. **ADAAG 4.8.5(4):** Gripping surfaces shall be continuous.

E. **ADAAG 4.8.5(5):** Top of handrail gripping surfaces shall be mounted between 34 inches (865 mm) and 38 inches (965 mm) above ramp surfaces.

F. **ADAAG 4.8.5(6)**: Ends of handrails shall be returned or shall terminate in newel posts or safety terminals.

G. **ADAAG 4.8.5(7)**: Handrails shall not rotate within their fittings.

Subp. 6. **ADAAG 4.8.6: Cross slope and surfaces**. The cross slope of ramp surfaces shall be no greater than 1:50. Ramp surfaces shall comply with part 1341.0426.

Subp. 7. **ADAAG 4.8.7: Edge protection**. Ramps and landings with drop-offs shall have curbs, walls, railings, or projecting surfaces that prevent people from slipping off the ramp. Curbs shall be a minimum of two inches (50 mm) high. See Figure 17 in subpart 5.

Statutory Authority: *MS s 16B.59 to 16B.75*

History: *23 SR 2042*

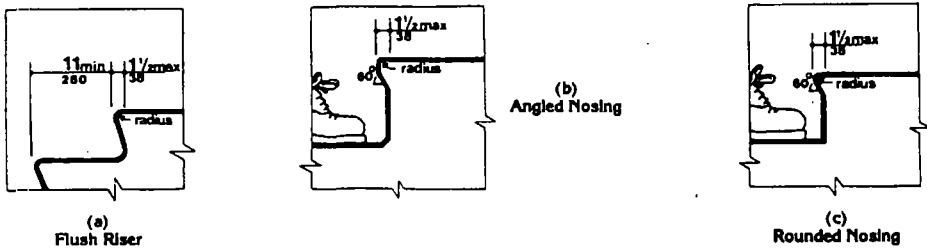
1341.0434 ADAAG 4.9: STAIRS.

Subpart 1. **ADAAG 4.9.1: Minimum number**. Stairs required to be accessible by part 1341.0401 shall comply with this part.

Subp. 2. **ADAAG 4.9.2: Treads and risers**. On any given flight of stairs, all steps shall have uniform riser heights and uniform tread widths. Stair treads shall be no less than 11 inches (280 mm) wide, measured from riser to riser. See Figure 18(a). Open risers are not permitted.

FIGURE 18

USABLE TREAD WIDTH AND EXAMPLES OF ACCEPTABLE NOSINGS

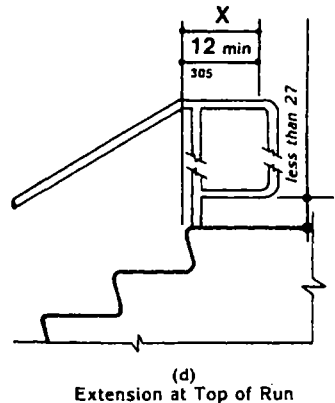
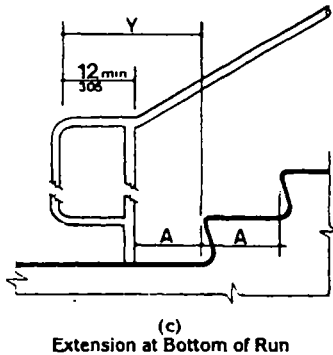
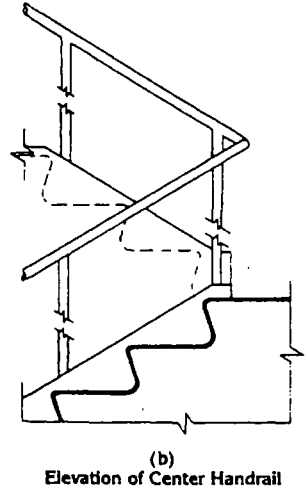
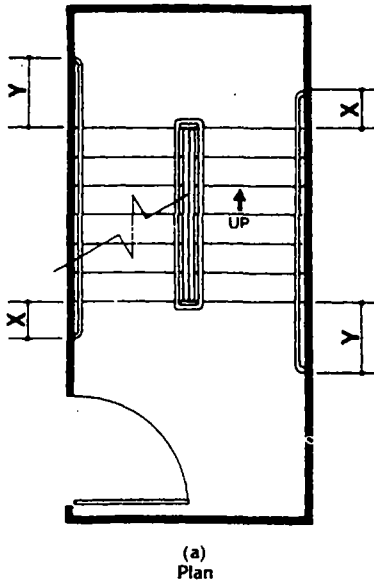


Subp. 3. **ADAAG 4.9.3: Nosings**. The undersides of nosings shall not be abrupt. The radius of curvature at the leading edge of the tread shall be no greater than one-half inch (13 mm). Risers shall be sloped or the underside of the nosing shall have an angle not less than 60 degrees from the horizontal. Nosings shall project no more than 1-1/2 inches (38 mm). See Figure 18 in subpart 2.

Subp. 4. **ADAAG 4.9.4: Handrails**. Stairways shall have handrails at both sides of all stairs. Handrails shall comply with part 1341.0468 and shall have the features in items A to G.

A. **ADAAG 4.9.4(1)**: Handrails shall be continuous along both sides of stairs. The inside handrail on switchback or dogleg stairs shall always be continuous. See Figures 19(a) and (b).

FIGURE 19
STAIR HANDRAILS



NOTE:

X is the 12 in minimum handrail extension required at each top riser.

Y is the minimum handrail extension of 12 in plus the width of one tread that is required at each bottom riser.

B. ADAAG 4.9.4(2): If handrails are not continuous, they shall extend at least 12 inches (305 mm) beyond the top riser and at least 12 inches (305 mm) plus the width of one tread beyond the bottom riser. At the top, the extension shall be parallel with the floor or ground surface. At the bottom, the handrail shall continue to slope for a distance of the width of one tread from the bottom riser. The remainder of the extension shall be horizontal. See Figures 19(c) and (d) in item A. Handrail extensions shall comply with part 1341.0424.

C. **ADAAG 4.9.4(3):** The clear space between handrails and the wall shall be a minimum of 1-1/2 inches (38 mm).

D. **ADAAG 4.9.4(4):** Gripping surfaces shall be uninterrupted by newel posts, other construction elements, or obstructions.

E. **ADAAG 4.9.4(5):** The top of the handrail gripping surface shall be mounted between 34 inches (865 mm) and 38 inches (965 mm) above the stair nosings.

F. **ADAAG 4.9.4(6):** The ends of handrails shall be returned or shall terminate in newel posts or safety terminals.

G. **ADAAG 4.9.4(7):** Handrails shall not rotate within their fittings.

Subp. 6. **ADAAG 4.9.6: Outdoor conditions.** Outdoor stairs and their approaches shall be designed so that water will not accumulate on walking surfaces.

Statutory Authority: *MS s 16B.59 to 16B.75*

History: *23 SR 2042*

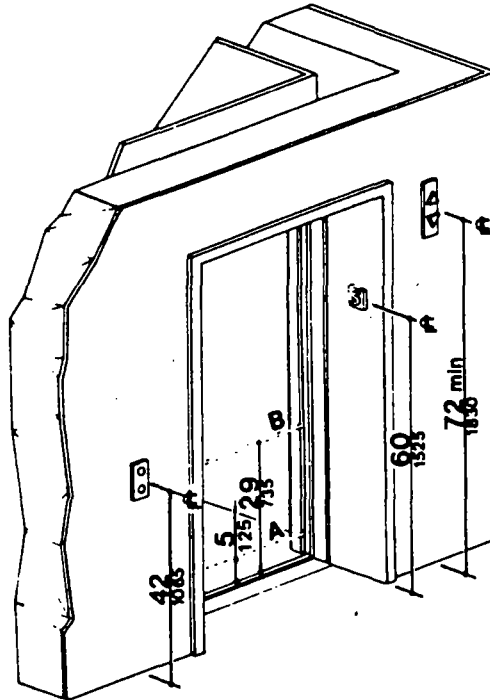
1341.0436 ADAAG 4.10: ELEVATORS.

Subpart 1. **ADAAG 4.10.1: General.** Accessible elevators shall be on an accessible route and shall comply with this part and chapter 1307. Freight elevators shall not be considered as meeting the requirements of this part unless the only elevators provided are used as combination passenger and freight elevators for the public and employees.

Subp. 2. **ADAAG 4.10.2: Automatic operation.** Elevator operation shall be automatic. Each car shall be equipped with a self-leveling feature that will automatically bring the car to floor landings within a tolerance of one-half inch (13 mm) under rated loading to zero loading conditions. This self-leveling feature shall be automatic and independent of the operating device and shall correct the overtravel or undertravel.

Subp. 3. **ADAAG 4.10.3: Hall call buttons.** Call buttons in elevator lobbies and halls shall be centered at 42 inches (1,065 mm) above the floor. The call buttons shall have visual signals to indicate when each call is registered and when each call is answered. Call buttons shall be a minimum of three-fourths inch (19 mm) in the smallest dimension. The button designating the up direction shall be on top. See Figure 20. Buttons shall be raised or flush. Objects mounted beneath hall call buttons shall not project into the elevator lobby more than four inches (100 mm).

FIGURE 20
HOISTWAY AND ELEVATOR ENTRANCES



NOTE: The automatic door reopening device is activated if an object passes through either line A or line B. Line A and line B represent the vertical locations of the door reopening device not requiring contact.

Subp. 4. **ADAAG 4.10.4: Hall lanterns.** A visible and audible signal shall be provided at each hoistway entrance to indicate which car is answering a call. Audible signals shall sound once for the up direction and twice for the down direction or shall have verbal annunciators that say “up” or “down.” Visible signals shall have the features in items A to C.

A. **ADAAG 4.10.4(1):** Hall lantern fixtures shall be mounted so that their centerline is at least 72 inches (1,830 mm) above the lobby floor. See Figure 20 in subpart 3.

B. **ADAAG 4.10.4(2):** Visual elements shall be at least 2-1/2 inches (64 mm) in the smallest dimension.

C. **ADAAG 4.10.4(3):** Signals shall be visible from the vicinity of the hall call button. See Figure 20 in subpart 3. In-car lanterns located in cars, visible from the vicinity of hall call buttons, and conforming to the requirements in this subpart, shall be acceptable.

Subp. 5. **ADAAG 4.10.5: Raised and Braille characters on hoistway entrances.** All elevator hoistway entrances shall have raised and Braille floor designations provided on both jambs. The centerline of the characters shall be 60 inches (1,525 mm) above the finished floor. The characters shall be two inches (50 mm) high and shall comply with part 1341.0476, subpart 4. Permanently applied plates are acceptable if they are permanently fixed to the jambs. See Figure 20 in subpart 3.

Subp. 6. **ADAAG 4.10.6: Door protective and reopening device.** Elevator doors shall open and close automatically. They shall be provided with a reopening device that

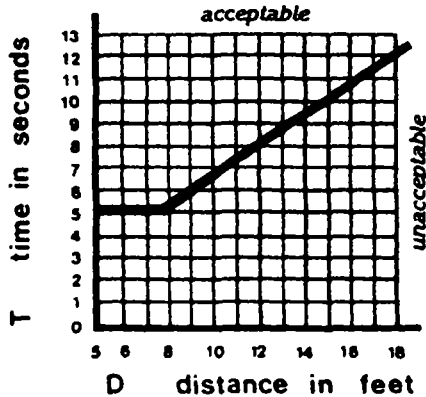
will stop and reopen a car door and hoistway door automatically if the door becomes obstructed by an object or person. The device shall be capable of completing these operations without requiring contact for an obstruction passing through the opening at heights of five inches (125 mm) and 29 inches (735 mm) above the finished floor. See Figure 20 in subpart 3. Door reopening devices shall remain effective for at least 20 seconds. After such an interval, doors may close according to chapter 1307.

Subp. 7. **ADAAG 4.10.7: Door and signal timing for hall calls.** The minimum acceptable time from notification that a car is answering a call until the doors of that car start to close shall be calculated from the following equation:

$$T = D/(1.5 \text{ ft/s}) \text{ or } T = D/(445 \text{ mm/s})$$

where T is the total time in seconds and D is the distance in feet or millimeters from a point in the lobby or corridor 60 inches (1,525 mm) directly in front of the farthest call button controlling that car to the centerline of its hoistway door. See Figure 21. For cars with in-car lanterns, T begins when the lantern is visible from the vicinity of the hall call buttons and an audible signal is sounded. The minimum acceptable notification time is five seconds.

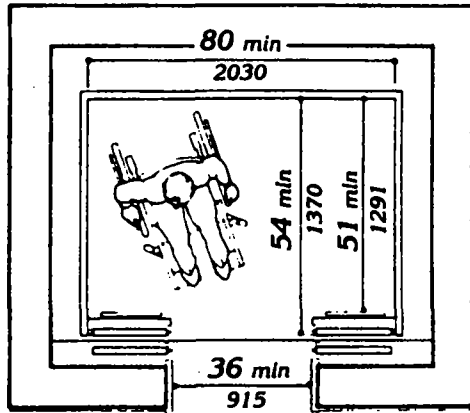
FIGURE 21
GRAPH OF TIMING EQUATION



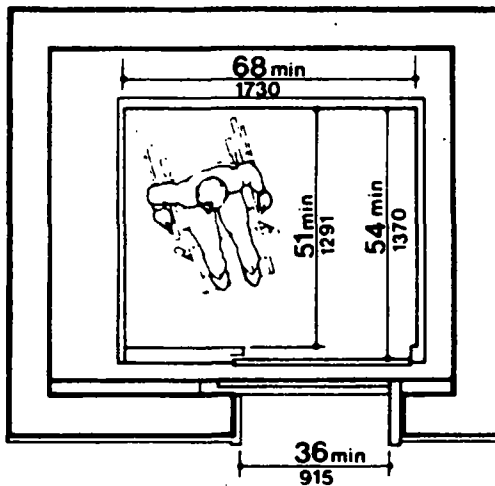
Subp. 8. **ADAAG 4.10.8: Door delay for car calls.** The minimum time for elevator doors to remain fully open in response to a car call shall be three seconds.

Subp. 9. **ADAAG 4.10.9: Floor plan of elevator cars.** The floor area of elevator cars shall provide space for wheelchair users to enter the car, maneuver within reach of the controls, and exit from the car. The minimum platform size in relation to the door opening shall be as shown in Figure 22. The clearance between the car platform sill and the edge of any hoistway landing shall be no greater than 1-1/4 inches (32 mm).

FIGURE 22
MINIMUM DIMENSIONS OF ELEVATOR CARS



(a)



(b)

Subp. 10. **ADAAG 4.10.10: Floor surfaces.** Floor surfaces shall comply with part 1341.0426.

Subp. 11. **ADAAG 4.10.11: Illumination levels.** The level of illumination at the car controls, platform, and car threshold and landing sill shall be at least five footcandles (53.8 lux).

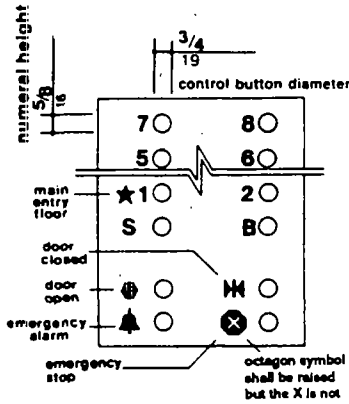
Subp. 12. **ADAAG 4.10.12: Car controls.** Elevator control panels shall have the features in items A to D.

A. **ADAAG 4.10.12(1):** All control buttons shall be at least three-fourths inch (19 mm) in their smallest dimension. They shall be raised or flush.

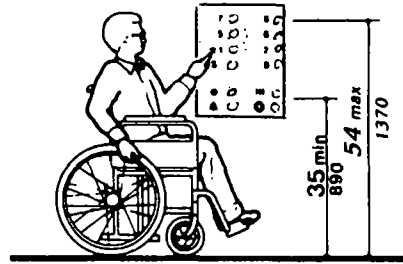
B. **ADAAG 4.10.12(2):** All control buttons shall be designated by Braille and by raised standard alphabet characters for letters, arabic characters for numerals, or standard symbols as shown in Figure 23(a), and as required in chapter 1307. Raised and Braille characters and symbols shall comply with part 1341.0476. The call button for the main entry floor shall be designated by a raised star at the left of the floor designation. See Figure 23(a). All raised designations for control buttons shall be placed immediately to the left of the button to which they apply. Applied plates,

permanently attached, are an acceptable means to provide raised control designations. Floor buttons shall be provided with visual indicators to show when each call is registered. The visual indicators shall be extinguished when each call is answered.

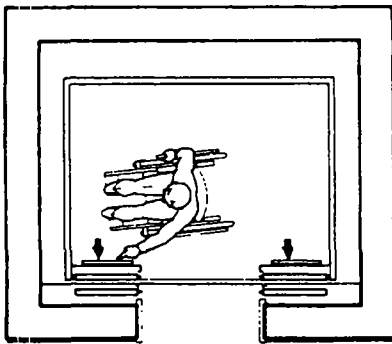
FIGURE 23
 CAR CONTROLS



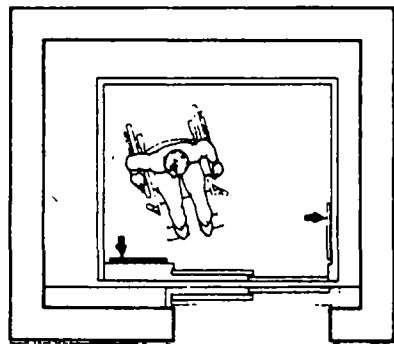
(a)
 Panel Detail



(b)
 Car Control Height



(c)
 Alternate Locations of Panel
 with Center Opening Door



(d)
 Alternate Locations of Panel
 with Side Opening Door

C. ADAAG 4.10.12(3): All floor buttons shall be no higher than 54 inches (1,370 mm) above the finished floor for side approach and 48 inches (1,220 mm) for front approach. Emergency controls, including the emergency alarm and emergency stop, shall be grouped at the bottom of the panel and shall have their centerlines no less than 35 inches (890 mm) above the finished floor. See Figures 23(a) and (b) in item B.

D. ADAAG 4.10.12(4): Controls shall be located on a front wall if cars have center opening doors, and at the side wall or at the front wall next to the door if cars have side opening doors. See Figures 23(c) and (d) in item B.

Subp. 13. ADAAG 4.10.13: **Car position indicators.** In elevator cars, a visual car position indicator shall be provided above the car control panel or over the door to show the position of the elevator in the hoistway. As the car passes or stops at a floor served by the elevators, the corresponding numerals shall illuminate, and an audible signal shall sound. Numerals shall be a minimum of one-half inch (13 mm) high. The

audible signal shall be no less than 20 decibels with a frequency no higher than 1,500 Hertz. An automatic verbal announcement of the floor number at which a car stops or which a car passes may be substituted for the audible signal.

Subp. 14. **ADAAG 4.10.14: Emergency communications.** If provided, emergency two-way communication systems between the elevator and a point outside the hoistway shall comply with chapter 1307. The highest operable part of a two-way communication system shall be a maximum of 48 inches (1,220 mm) from the floor of the car. It shall be identified by a raised symbol and lettering complying with part 1341.0476 and located adjacent to the device. If the system uses a handset, then the length of the cord from the panel to the handset shall be at least 29 inches (735 mm). If the system is located in a closed compartment, the compartment door hardware shall conform to part 1341.0470. The emergency intercommunication system shall not require voice communication. If instructions for use are provided, essential information shall be presented in both tactile and visual form.

Subp. 15. **Handrails.** A handrail shall be provided the full length of one side wall of the car, preferably the rear. Handrails at car door openings shall return to the car wall. The handrails shall be smooth, having a diameter of 1-1/4 inches (32 mm) to 1-1/2 inches (38 mm) or providing an equivalent gripping surface. The inside edge of the handrail surface shall be located from 1-1/4 inches (32 mm) to 1-1/2 inches (38 mm) clear of the walls and mounted at a nominal height of 32 inches (815 mm) from the floor.

Statutory Authority: *MS s 16B.59 to 16B.75*

History: 23 SR 2042

1341.0438 ADAAG 4.11: PLATFORM LIFTS (WHEELCHAIR LIFTS) AND LIMITED-USE/LIMITED-APPLICATION LIFTS.

Subpart 1. **ADAAG 4.11.1: Location.** Platform lifts (wheelchair lifts) permitted by part 1341.0401 shall comply with the requirements of this part.

Subp. 2. **ADAAG 4.11.2: Other requirements.** Platform lifts (wheelchair lifts) shall comply with chapter 1307 and parts 1341.0420, subpart 4; 1341.0426; and 1341.0470.

Subp. 3. **ADAAG 4.11.3: Entrance.** Platform lifts (wheelchair lifts) shall facilitate unassisted entry, operation, and exit from the lift in compliance with subpart 2.

Statutory Authority: *MS s 16B.59 to 16B.75*

History: 23 SR 2042

1341.0442 ADAAG 4.13: DOORS.

Subpart 1. **ADAAG 4.13.1: General.** Doors required to be accessible by part 1341.0401 shall comply with the requirements of this part.

Subp. 2. **ADAAG 4.13.2: Revolving doors; turnstiles.** Revolving doors or turnstiles shall not be the only means of passage at an accessible entrance or along an accessible route. An accessible gate or door shall be provided adjacent to the turnstile or revolving door and shall be designed to facilitate the same use pattern.

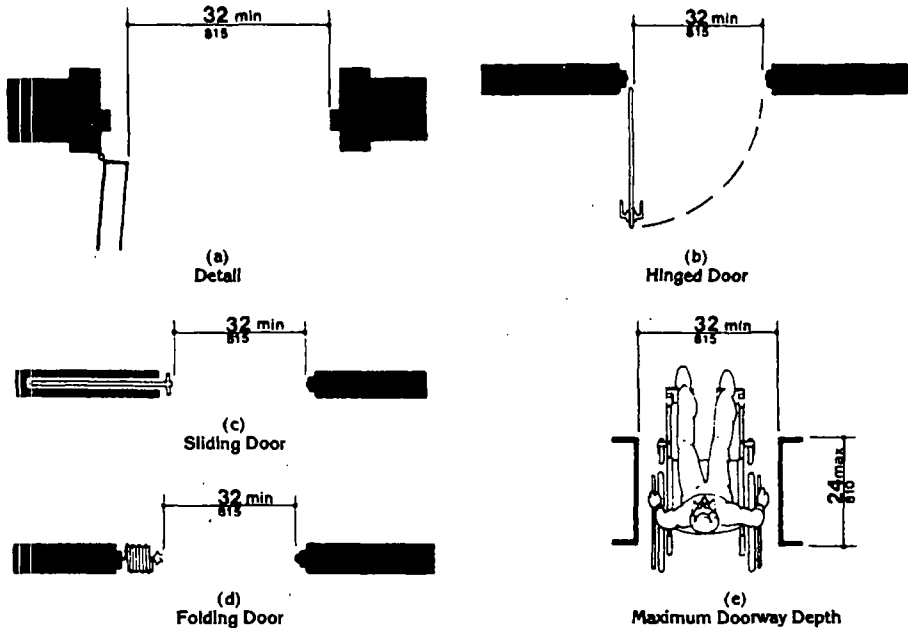
Subp. 3. **ADAAG 4.13.3: Gates.** Gates, including ticket gates, shall meet the specifications of this part.

Subp. 4. **ADAAG 4.13.4: Double-leaf doorways.** If doorways have two independently operated door leaves, then at least one leaf shall meet the specifications in subparts 5 and 6. That leaf shall be an active leaf.

Subp. 5. **ADAAG 4.13.5: Clear width.** Doorways shall have a minimum clear opening of 32 inches (815 mm) with the door open 90 degrees, measured between the face of the door and the opposite stop. See Figures 24(a), (b), (c), and (d). Openings more than 24 inches (610 mm) in depth shall comply with parts 1341.0420, subpart 1; and 1341.0422, subpart 3. See Figure 24(e).

EXCEPTION: Doors not requiring full user passage, such as shallow closets, may have the clear opening reduced to a minimum of 20 inches (510 mm).

FIGURE 24
 CLEAR DOORWAY WIDTH AND DEPTH



Subp. 6. ADAAG 4.13.6: **Maneuvering clearances at doors.** Minimum maneuvering clearances at doors that are not automatic or power-assisted shall be as shown in Figure 25. The floor or ground area within the required clearances shall be level and clear.

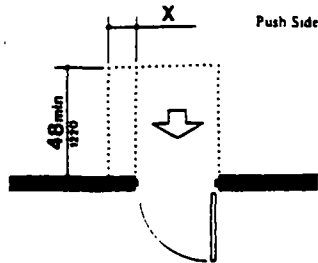
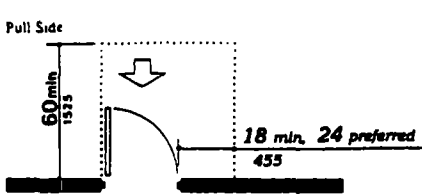
EXCEPTION: Entry doors to nonaccessible acute care hospital bedrooms for in-patients are exempt from the requirement for space at the latch side of the door (see dimension "x" in Figure 25) if the door is at least 44 inches (1,120 mm) wide.

With the door in a closed position, the plane of the door and the plane of the adjacent wall shall be separated by not more than eight inches (205 mm) at the latch side of the door.

EXCEPTION 1: The push side of doors not provided with both a closer and latch.

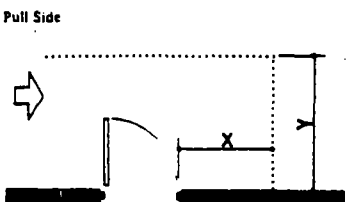
EXCEPTION 2: Doors with automatic door opening devices.

FIGURE 25
 MANEUVERING CLEARANCES AT DOORS

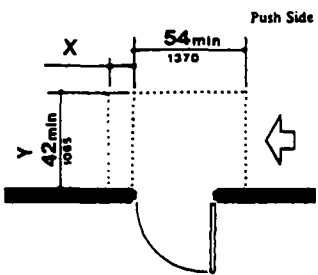


NOTE: x = 12 in (305 mm) if door has both a closer and latch.

(a)
 Front Approaches — Swinging Doors

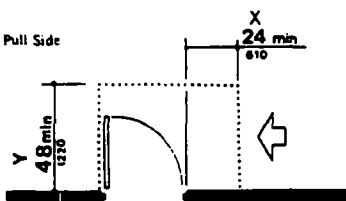


NOTE: x = 36 in (915 mm) minimum if y = 60 in (1525 mm); x = 42 in (1065 mm) minimum if y = 54 in (1370 mm).

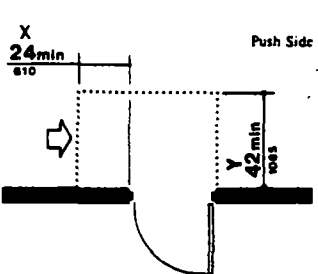


NOTE: y = 48 inches (1220 mm) minimum and x = 12 inches (305 mm) minimum if door has both a latch and closer.

(b)
 Hinge Side Approaches — Swinging Doors



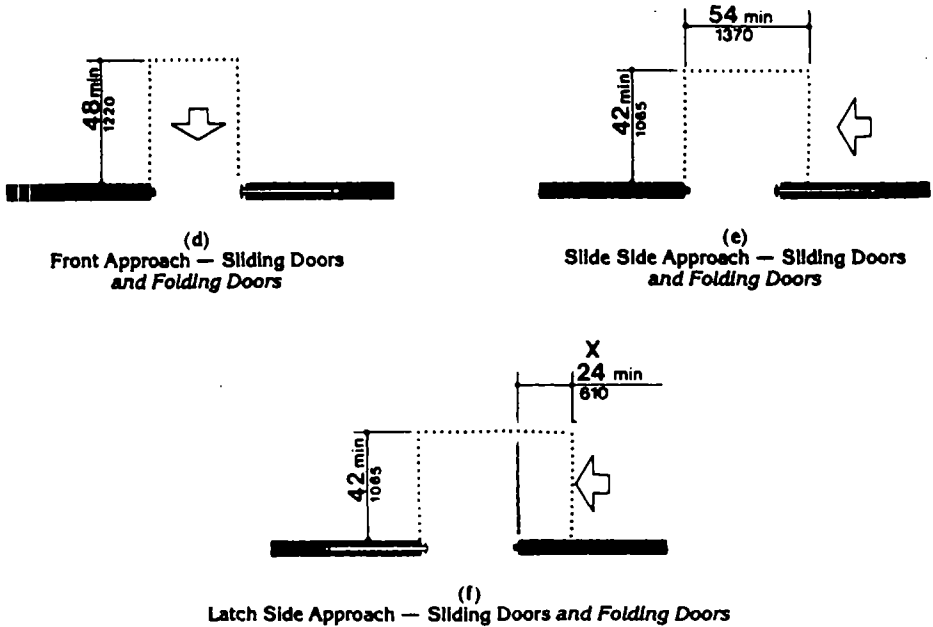
NOTE: y = 54 in (1370 mm) minimum if door has closer.



NOTE: y = 48 in (1220 mm) minimum if door has closer.

(c)
 Latch Side Approaches — Swinging Doors

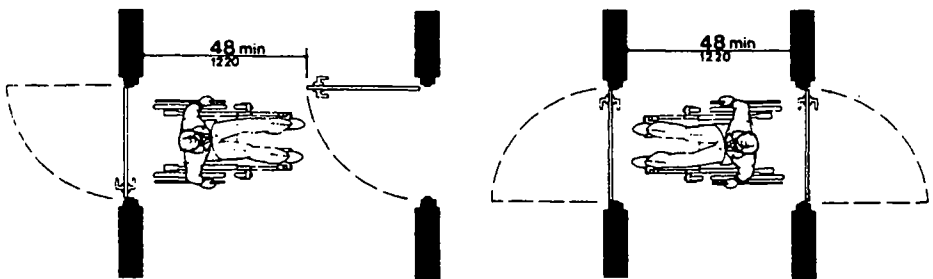
NOTE: All doors in alcoves shall comply with the clearances for front approaches.



NOTE: All doors in alcoves shall comply with the clearances for front approaches.

Subp. 7. ADAAG 4.13.7: **Two doors in series.** The minimum space between two hinged or pivoted doors in series shall be 48 inches (1,220 mm) plus the width of any door swinging into the space. Doors in series shall swing either in the same direction or away from the space between the doors. See Figure 26.

FIGURE 26
 TWO HINGED DOORS IN SERIES



Subp. 8. ADAAG 4.13.8: **Thresholds at doorways.** Thresholds at doorways shall not exceed three-fourths inch (19 mm) in height for exterior sliding doors or one-half inch (13 mm) for other types of doors. Raised thresholds and floor level changes at accessible doorways shall be beveled with a slope no greater than 1:2. See part 1341.0426, subpart 2.

Subp. 9. ADAAG 4.13.9: **Door hardware.** Handles, pulls, latches, locks, and other operating devices on accessible doors shall have a shape that is easy to grasp with one

hand and does not require tight grasping, tight pinching, or twisting of the wrist to operate. Lever-operated mechanisms, push-type mechanisms, and U-shaped handles are acceptable designs. When sliding doors are fully open, operating hardware shall be exposed and usable from both sides. Hardware required for accessible door passage shall be mounted no higher than 48 inches (1,220 mm) above the finished floor.

EXCEPTION: Locking mechanisms not intended for use by the general public.

Subp. 10. **ADAAG 4.13.10: Door closers.** If a door has a closer, then the sweep period of the closer shall be adjusted so that from an open position of 70 degrees, the door will take at least three seconds to move to a point three inches (75 mm) from the latch, measured to the leading edge of the door.

Subp. 11. **ADAAG 4.13.11: Door opening force.** The maximum force for pushing or pulling open a door shall be as described in items A and B.

A. **ADAAG 4.13.11(1):** Fire doors shall have the minimum opening force allowable by the exiting requirements of chapter 10 of the UBC.

B. **ADAAG 4.13.11(2):** Other doors include:

(1) **ADAAG 4.13.11(2)(b):** interior hinged doors, five pound-force (22.2 Newton); and

(2) **ADAAG 4.13.11(2)(c):** sliding or folding doors, five pound-force (22.2 Newton).

The forces in subitems (1) and (2) do not apply to the force required to retract latch bolts or disengage other devices that may hold the door in a closed position.

Subp. 12. **ADAAG 4.13.12: Automatic doors and power-assisted doors.** An automatic door shall comply with ANSI/BHMA A156.10. Slow opening, low-powered, automatic doors shall comply with ANSI A156.19. The doors shall not open to back check faster than three seconds and shall require no more than 15 pound-force (66.6 Newton) to stop door movement. If a power-assisted door is used, its door-opening force shall comply with subpart 11 and its closing shall conform to the requirements in ANSI A156.19.

Push-button control switches shall have a three-inch (75-mm) minimum dimension measured at at least one point, such as diagonal, diameter, or one side. Control buttons shall be mounted between 30 inches (760 mm) and 36 inches (915 mm) above the finished floor. Control buttons shall be located at least 30 inches (760 mm) from the pull side arc of the swinging door.

Subp. 13. **Door surface.** The bottom ten inches (250 mm) on the push side of doors shall be a smooth uninterrupted surface.

EXCEPTION: Doors with automatic openers.

Statutory Authority: *MS s 16B.59 to 16B.75*

History: *23 SR 2042*

1341.0444 ADAAG 4.14: ENTRANCES.

Subpart 1. **ADAAG 4.14.1: Minimum number.** Entrances required to be accessible by part 1341.0401 shall be part of an accessible route complying with part 1341.0422. The entrances shall be connected by an accessible route to public transportation stops, to accessible parking and passenger loading zones, and to public streets or sidewalks if available. See part 1341.0422, subpart 2, item A. They shall also be connected by an accessible route to all nonexempt spaces or elements within the building or facility.

Subp. 2. **ADAAG 4.14.2: Service entrances.** A service entrance shall not be the sole accessible entrance unless it is the only entrance to a building or facility, for example, in a factory or garage.

Statutory Authority: *MS s 16B.59 to 16B.75*

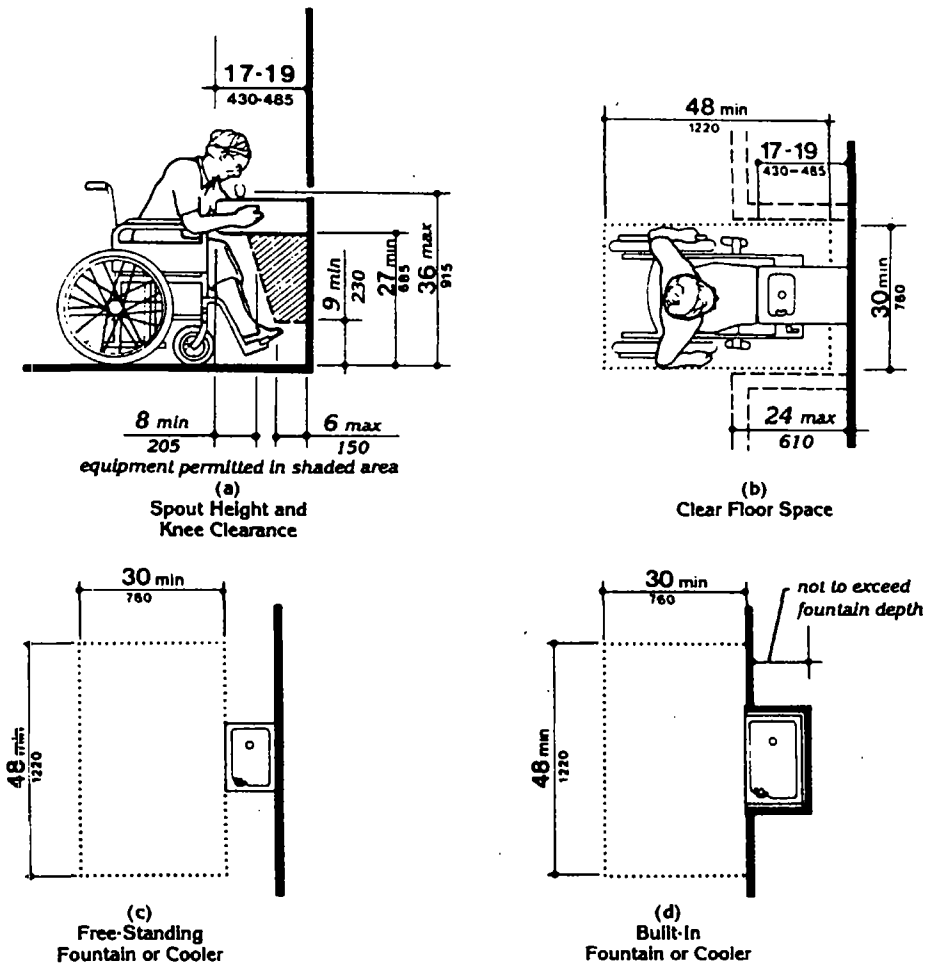
History: *23 SR 2042*

1341.0446 ADAAG 4.15: DRINKING FOUNTAINS AND WATER COOLERS.

Subpart 1. ADAAG 4.15.1: **Minimum number.** Drinking fountains or water coolers required to be accessible by part 1341.0401 shall comply with this part.

Subp. 2. ADAAG 4.15.2: **Spout height.** Spouts shall be no higher than 36 inches (915 mm), measured from the floor or ground surface to the spout outlet. See Figure 27(a).

FIGURE 27
 DRINKING FOUNTAINS AND WATER COOLERS



Subp. 3. ADAAG 4.15.3: **Spout location.** The spouts of drinking fountains and water coolers shall be at the front of the unit and shall direct the water flow in a trajectory that is parallel or nearly parallel to the front of the unit. The spout shall provide a flow of water at least four inches (100 mm) high to allow the insertion of a cup or glass under the flow of water. On an accessible drinking fountain with a round or oval bowl, the spout must be positioned so the flow of water is within three inches (75 mm) of the front edge of the fountain.

Subp. 4. **ADAAG 4.15.4: Controls.** Controls shall comply with part 1341.0470, subpart 4. Unit controls shall be front-mounted or side-mounted near the front edge.

Subp. 5. **ADAAG 4.15.5: Clearances.**

A. **ADAAG (1):** Wall-mounted and post-mounted cantilevered units shall have a clear knee space between the bottom of the apron and the floor or ground at least 27 inches (685 mm) high, 30 inches (760 mm) wide, and 17 inches (430 mm) to 19 inches (485 mm) deep. See Figures 27(a) and (b) in subpart 2. The units shall also have a minimum clear floor space 30 inches (760 mm) by 48 inches (1,220 mm) centered on the unit to allow a person in a wheelchair to approach the unit facing forward.

EXCEPTION: The clearances in this item shall not be required at units used primarily by children ages 12 and younger where clear floor space for a parallel approach complying with part 1341.0420, subpart 4, is provided and where the spout is no higher than 30 inches (760 mm), measured from the floor or ground surface to the spout outlet.

B. **ADAAG (2):** Free-standing or built-in units not having a clear space under them shall have a clear floor space at least 30 inches (760 mm) by 48 inches (1,220 mm) that allows a person in a wheelchair to make a parallel approach to the unit. See Figures 27(c) and (d) in subpart 2. This clear floor space shall comply with part 1341.0420, subpart 4, and be centered on the unit.

Statutory Authority: *MS s 16B.59 to 16B.75*

History: *23 SR 2042*

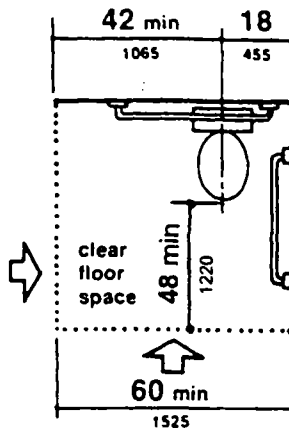
1341.0448 ADAAG 4.16: WATER CLOSETS.

Subpart 1. **ADAAG 4.16.1: General.** Accessible water closets shall comply with part 1341.0448, subparts 2 to 6.

EXCEPTION: Water closets used primarily by children ages 12 and younger are permitted to comply with part 1341.0448, subpart 7.

Subp. 2. **ADAAG 4.16.2: Clear floor space.** Clear floor space for water closets not in stalls shall comply with Figure 28. Clear floor space may be arranged to allow either a left-handed or right-handed approach.

FIGURE 28
CLEAR FLOOR SPACE AT WATER CLOSETS



Subp. 3. **ADAAG 4.16.3: Height.** The height of water closets shall be 17 inches (430 mm) to 19 inches (485 mm), measured to the top of the toilet seat. See Figure 29(b). Seats shall not be sprung to return to a lifted position.

FIGURE 29
GRAB BARS AT WATER CLOSETS

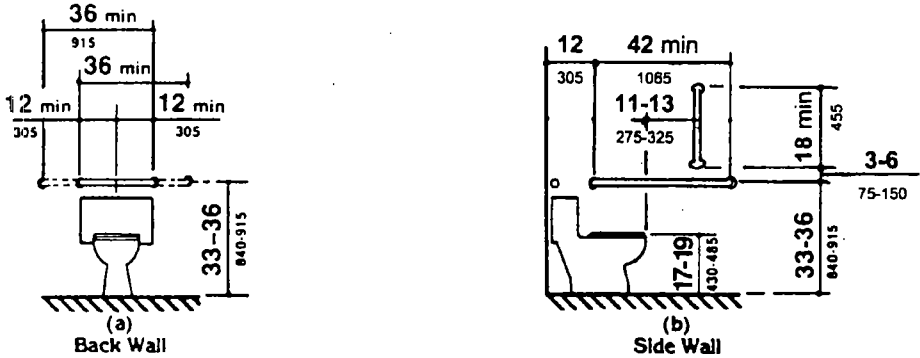
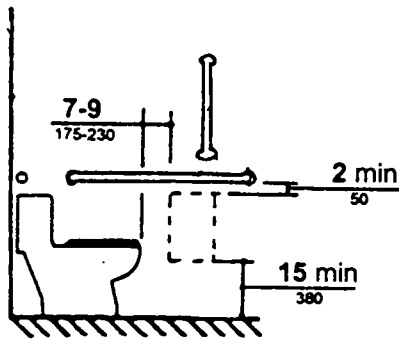


FIGURE 29(c)
TOILET PAPER DISPENSER



Surface mounted dispenser

Subp. 4. **ADAAG 4.16.4: Grab bars.** Grab bars for water closets not located in stalls shall comply with Figure 29 in subpart 3 and part 1341.0468. The grab bar behind the water closet shall be a minimum of 36 inches (915 mm).

EXCEPTION: In nursing home and boarding care resident rooms required to be accessible, an L-shaped grab bar with each leg at least 18 inches (455 mm) in length shall be provided on the side wall. The vertical portion of the grab bar must be mounted 12 inches (305 mm) past the front edge of the water closet with the horizontal portion extending toward the rear wall at a height of ten inches (252 mm) above the toilet seat.

Subp. 5. **ADAAG 4.16.5: Flush controls.** Flush controls shall be hand-operated or automatic and shall comply with part 1341.0470, subpart 4. Hand-operated flush controls shall be mounted on the wide side of toilet areas no more than 44 inches (1,120 mm) above the floor.

Subp. 6. **ADAAG 4.16.6: Dispensers.** Toilet paper dispensers shall be installed within reach, as shown in Figure 29(c) in subpart 3, below the horizontal grab bar with the leading edge of the dispenser seven inches (180 mm) to nine inches (230 mm) in front of the water closet. The outlet of the dispenser shall be located a minimum of 15 inches (380 mm) above the floor with at least two inches (50 mm) of clearance between the top of the dispenser and the horizontal grab bar.

EXCEPTION: In nursing home and boarding care resident rooms required to be accessible, the toilet paper dispensers must be centered between 19 inches (485 mm) to 25 inches (635 mm) above the floor, and six inches (150 mm) to 12 inches (305 mm) in front of the seat.

Dispensers that control delivery, or that do not permit continuous paper flow, shall not be used.

Subp. 7. **Water closets for children.** Water closets used primarily by children ages 12 and younger shall comply with part 1341.0448, subpart 7, as permitted by part 1341.0448, subpart 1.

A. Clear floor space for water closets not in stalls shall comply with Figure 28 in subpart 2 except that the centerline of water closets shall be a minimum of 12 inches (305 mm) to a maximum of 18 inches (455 mm) from the side wall or partition. Clear floor space may be arranged to allow either a left-hand or right-hand approach.

B. The height of water closets shall be a minimum of 11 inches (280 mm) to a maximum of 17 inches (430 mm), measured to the top of the toilet seat. Seats shall not be sprung to return to a lifted position.

C. Grab bars for water closets shall comply with Figure 29 in subpart 3 and part 1341.0468, except that grab bars shall be mounted a minimum of 18 inches (455 mm) to a maximum of 27 inches (685 mm) above the finished floor, measured to the grab bar centerline. The grab bar behind the water closet shall be a minimum of 36 inches (915 mm).

EXCEPTION: If flush controls for flush valves are located in a position that conflicts with the location of the rear grab bar, then that grab bar may be split or, at water closets with a centerline placement below 15 inches (380 mm), a rear grab bar a minimum of 24 inches (610 mm) on the open side of the toilet area shall be permitted.

D. Flush controls shall be hand-operated or automatic and shall comply with part 1341.0470, subpart 4. Hand-operated flush controls shall be mounted on the wide side of the toilet area no more than 36 inches (915 mm) above the floor.

E. Toilet paper dispensers shall be installed a minimum of 14 inches (355 mm) to a maximum of 19 inches (485 mm) above the finished floor, measured to the dispenser centerline. The outlet of the dispenser shall be located below the horizontal grab bar with at least two inches (50 mm) of clearance between the top of the dispenser and the horizontal grab bar. Dispensers that control delivery, or that do not permit continuous paper flow, shall not be used.

Statutory Authority: *MS s 16B.59 to 16B.75*

History: *23 SR 2042*

1341.0450 ADAAG 4.17: TOILET STALLS.

Subpart 1. **ADAAG 4.17.1: Location.** Accessible toilet stalls shall be on an accessible route and shall meet the requirements of part 1341.0450, subparts 2 to 6.

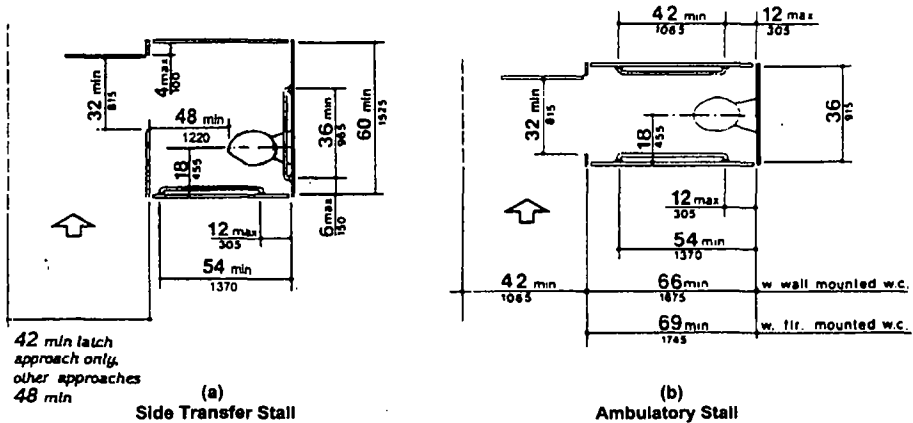
EXCEPTION: Toilet stalls used primarily by children ages 12 and younger shall be permitted to comply with subpart 7.

Subp. 2. **ADAAG 4.17.2: Water closets.** Water closets in accessible stalls shall comply with part 1341.0448.

Subp. 3. **ADAAG 4.17.3: Size and arrangement.** The size and arrangement of the side transfer toilet stall shall comply with Figure 30(a). Arrangements shown for side transfer toilet stalls may be reversed to allow either a left-hand or right-hand approach. Additional stalls shall be provided in conformance with part 1341.0460, subpart 4.

EXCEPTION: In instances of alteration work where provision of a side transfer stall as shown in Figure 30(a) is technically infeasible or where plumbing code requirements prevent combining existing stalls to provide space, the requirements of part 1341.0411, subpart 3, item E, shall be followed.

FIGURE 30
TOILET STALLS



Subp. 4. ADAAG 4.17.4: Toe clearances. In side transfer stalls, the front partition and at least one side partition shall provide a toe clearance of at least nine inches (230 mm) above the floor. If the depth of the stall is greater than 60 inches (1,525 mm), then the toe clearance is not required.

Subp. 5. ADAAG 4.17.5: Doors. Toilet stall doors, including door hardware, shall comply with part 1341.0442. If the toilet stall approach is from the latch side of the stall door, clearance between the door side of the stall and any obstruction may be reduced to a minimum of 42 inches (1,065 mm) as shown in Figures 30(a) and (b) in subpart 3. If the door opens into the stall, a clear floor space complying with part 1341.0420, subpart 4, item A, which is clear of the swing of the door must be provided within the stall.

Subp. 6. ADAAG 4.17.6: Grab bars. Grab bars complying with the length and positioning shown in Figure 29 in part 1341.0448, subpart 3, and Figures 30(a) and (b) in subpart 3 shall be provided. Grab bars may be mounted with any desired method as long as they have a gripping surface at the locations shown and do not obstruct the required clear floor area. Grab bars shall comply with part 1341.0468.

Subp. 7. Toilet stalls for children. Toilet stalls used primarily by children ages 12 and younger shall comply with this subpart as permitted by subpart 1.

A. Water closets in accessible stalls shall comply with part 1341.0448, subpart 7.

B. The size and arrangement of the side transfer toilet stall shall comply with subpart 3, except that the centerline of water closets shall be a minimum of 12 inches (305 mm) to a maximum of 18 inches (455 mm) from the side wall or partition. Ambulatory stalls complying with Figure 30(b) in subpart 3 may be provided where permitted by subpart 3.

C. In side transfer stalls, the front partition and at least one side partition shall provide a toe clearance of at least 12 inches (305 mm) above the finished floor.

D. Toilet stall doors shall comply with subpart 5.

E. Grab bars shall comply with subpart 6 and the length and positioning shown in Figures 30(a) and (b) subpart 3, except that grab bars shall be mounted a

minimum of 18 inches (455 mm) to a maximum of 27 inches (685 mm) above the finished floor, measured to the grab bar centerline.

EXCEPTION: If administrative authorities require flush controls for flush valves to be located in a position that conflicts with the location of the rear grab bar, then that grab bar may be split or, at water closets with a centerline placement below 15 inches (380 mm), a rear grab bar a minimum of 24 inches (610 mm) on the open side of the toilet area shall be permitted.

Statutory Authority: *MS s 16B.59 to 16B.75*

History: *23 SR 2042*

1341.0452 ADAAG 4.18: URINALS.

Subpart 1. **ADAAG 4.18.1: General.** Accessible urinals shall comply with this part.

Subp. 2. **ADAAG 4.18.2: Height.** Urinals shall be stall-type or wall-hung with an elongated rim at a maximum of 17 inches (430 mm) above the finished floor.

Subp. 3. **ADAAG 4.18.3: Clear floor space.** A clear floor space 30 inches (760 mm) by 48 inches (1,220 mm) shall be provided in front of urinals to allow forward approach. The clear space shall be centered on the urinal, shall adjoin or overlap an accessible route, and shall comply with part 1341.0420, subpart 4. Urinal shields that do not extend beyond the front edge of the urinal rim may be provided with 29 inches (735 mm) of clearance between them.

Subp. 4. **ADAAG 4.18.4: Flush controls.** Flush controls shall be hand-operated or automatic, shall comply with part 1341.0470, subpart 4, and shall be mounted no more than 44 inches (1,120 mm) above the finished floor.

Statutory Authority: *MS s 16B.59 to 16B.75*

History: *23 SR 2042*

1341.0454 ADAAG 4.19: LAVATORIES AND MIRRORS.

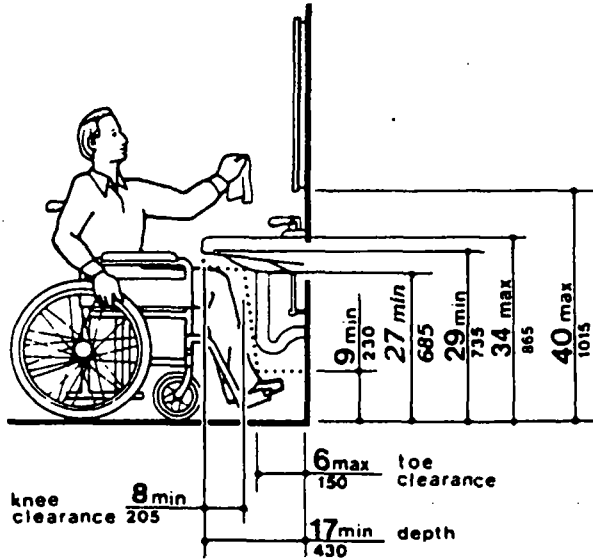
Subpart 1. **ADAAG 4.19.1: General.** The requirements of this part apply to lavatory fixtures, vanities, and built-in lavatories.

Subp. 2. **ADAAG 4.19.2: Height and clearances.** Lavatories shall be mounted with the rim or counter surface no higher than 34 inches (865 mm) above the finished floor. A clearance of at least 29 inches (735 mm) shall be provided above the finished floor to the bottom of the apron. Knee and toe clearance shall comply with Figure 31.

EXCEPTION 1: Lavatories used primarily by children ages six through 12 are permitted to have an apron clearance and a knee clearance a minimum of 24 inches (610 mm) high, provided that the rim or counter surface is no higher than 31 inches (760 mm).

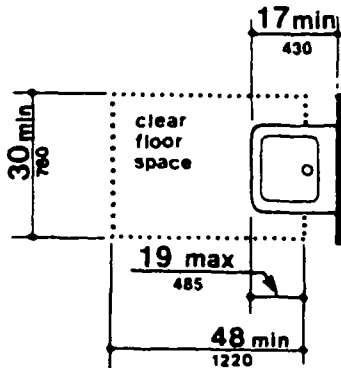
EXCEPTION 2: Lavatories used primarily by children ages five and younger are not required to meet the clearances in this subpart if clear floor space for a parallel approach complying with part 1341.0420, subpart 4, is provided that is centered on the lavatory.

FIGURE 31
 LAVATORY CLEARANCES



Subp. 3. **ADAAG 4.19.3: Clear floor space.** A clear floor space 30 inches (760 mm) by 48 inches (1.220 mm) complying with part 1341.0420, subpart 4, shall be provided in front of a lavatory to allow forward approach. The clear floor space shall be centered on the lavatory, shall adjoin or overlap an accessible route, and shall extend a maximum of 19 inches (485 mm) underneath the lavatory. See Figure 32.

FIGURE 32
 CLEAR FLOOR SPACE AT LAVATORIES



Subp. 4. **ADAAG 4.19.4: Exposed pipes and surfaces.** Hot water and drain pipes under lavatories shall be insulated or otherwise configured to protect against contact. There shall be no sharp or abrasive surfaces under lavatories.

Subp. 5. **ADAAG 4.19.5: Faucets.** Faucets shall comply with part 1341.0470, subpart 4, and shall have their operating mechanisms no more than 20 inches (510 mm) from the front edge of the lavatory or counter. Lever-operated, push-type, and electronically-

controlled mechanisms are examples of acceptable designs. If self-closing valves are used, the faucet shall remain open for at least ten seconds. Self-closing valves shall not be the type that require an individual to reach forward and push down to activate the mechanism.

Subp. 6. **ADAAG 4.19.6: Mirrors.** Mirrors shall be mounted with the bottom edge of the reflecting surface no higher than 40 inches (1,015 mm) above the finished floor. See Figure 31 in subpart 2.

EXCEPTION: In nursing home and boarding care resident rooms required to be accessible, the bottom of the mirror shall be mounted no more than 36 inches (915 mm) above the floor with the top of the mirror at least 66 inches (1,675 mm) above the floor, or an angled mirror shall be provided that achieves the same result.

Statutory Authority: *MS s 16B.59 to 16B.75*

History: *23 SR 2042*

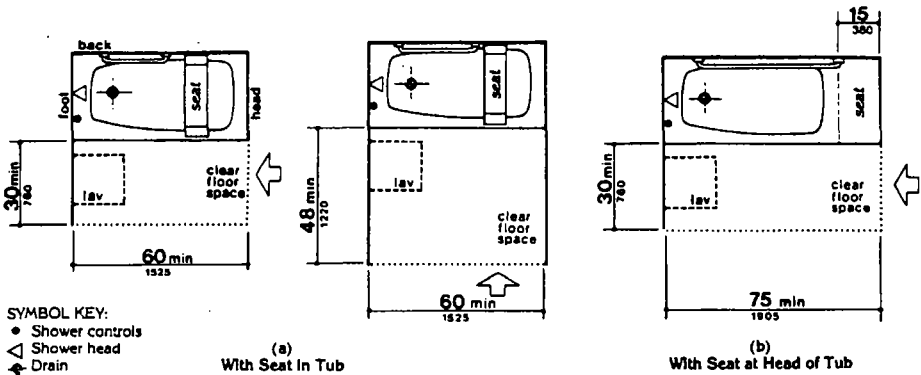
1341.0456 ADAAG 4.20: BATHTUBS.

Subpart 1. **ADAAG 4.20.1: General.** Accessible bathtubs shall comply with this part.

Subp. 2. **ADAAG 4.20.2: Floor space.** Clear floor space in front of bathtubs shall be as shown in Figure 33.

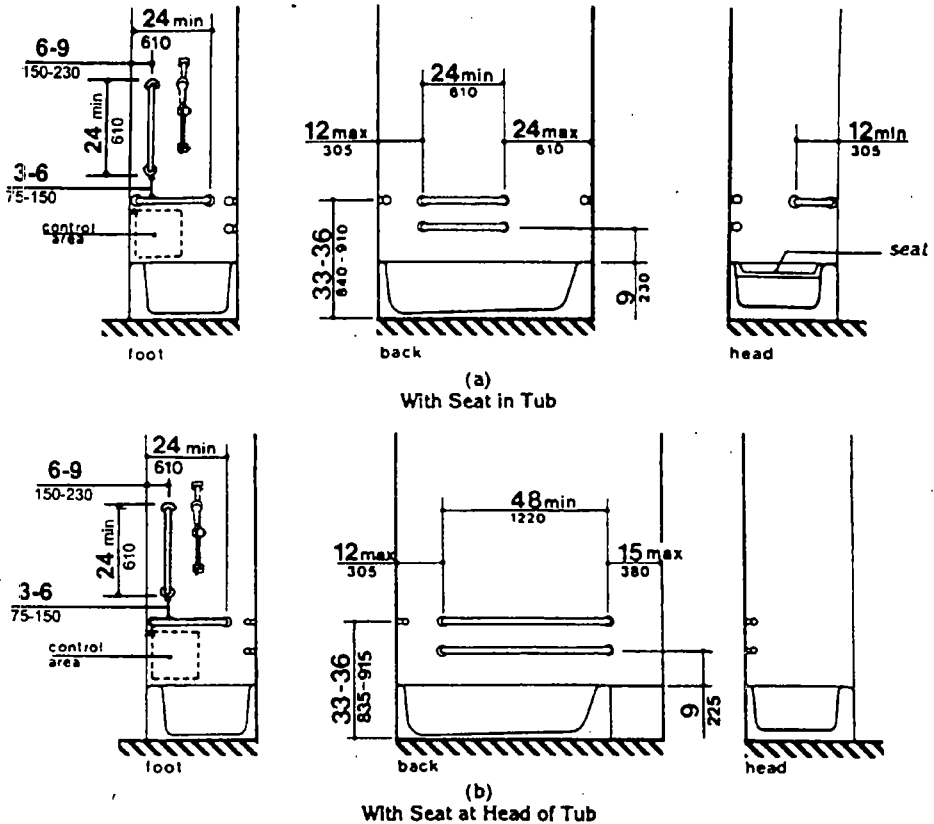
EXCEPTION: In nursing home and boarding care resident rooms required to be accessible, bathtubs and clear floor space that facilitate assisted bathing may be provided instead of the specifications found in Figure 33. A horizontal or vertical grab bar must be provided adjacent to the bathtub transfer area to assist in drying of residents.

FIGURE 33
CLEAR FLOOR SPACE AT BATHTUBS



Subp. 3. **ADAAG 4.20.3: Seat.** An in-bathtub seat or a seat at the head end of the bathtub shall be provided as shown in Figure 33 in subpart 2 and Figure 34. The structural strength of seats and their attachments shall comply with part 1341.0468, subpart 3. Seats shall be mounted securely and shall not slip during use.

FIGURE 34
 GRAB BARS AT BATHTUBS



Subp. 4. **ADAAG 4.20.4: Grab bars.** Grab bars complying with part 1341.0468 shall be provided as shown in Figure 33 in subpart 2 and Figure 34 in subpart 3.

Subp. 5. **ADAAG 4.20.5: Controls.** Faucets and other controls complying with part 1341.0470, subpart 4, shall be located as shown in Figure 34 in subpart 3.

Subp. 6. **ADAAG 4.20.6: Shower unit.** A shower spray unit with a hose at least 60 inches (1,525 mm) long that can be used both as a fixed shower head and as a hand-held shower shall be provided.

Subp. 7. **ADAAG 4.20.7: Bathtub enclosures.** If provided, enclosures for bathtubs shall not obstruct controls or transfer from wheelchairs onto bathtub seats or into bathtubs. Enclosures on bathtubs shall not have tracks mounted on their rims.

Statutory Authority: *MS s 16B.59 to 16B.75*

History: 23 SR 2042

1341.0458 ADAAG 4.21: SHOWER STALLS.

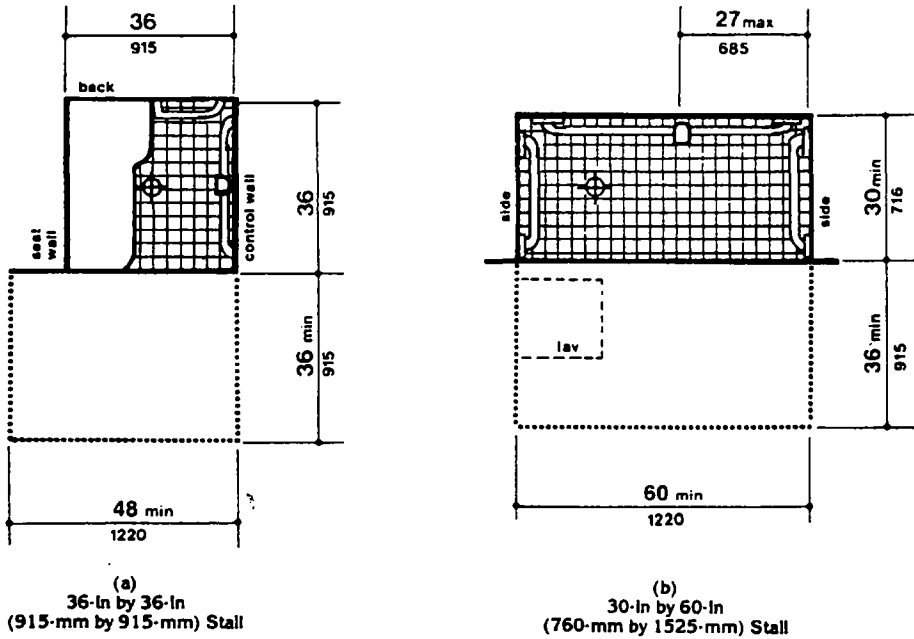
Subpart 1. **ADAAG 4.21.1: General.** Accessible shower stalls shall comply with this part. The accessible route leading to the shower stall and the clear floor space required adjacent to the shower stall shall be clear of the spray from other shower heads.

Subp. 2. **ADAAG 4.21.2: Size and clearances.** Except as specified in part 1341.0910, item B, shower stall size and clear floor space shall comply with Figure 35(a) or (b). The shower stall in Figure 35(a) shall be 36 inches (915 mm) by 36 inches (915 mm).

Shower stalls required by part 1341.0910, item B, shall comply with Figure 57(a) or (b) in part 1341.0910. The shower stall in Figure 35(b) will fit into the space required for a bathtub.

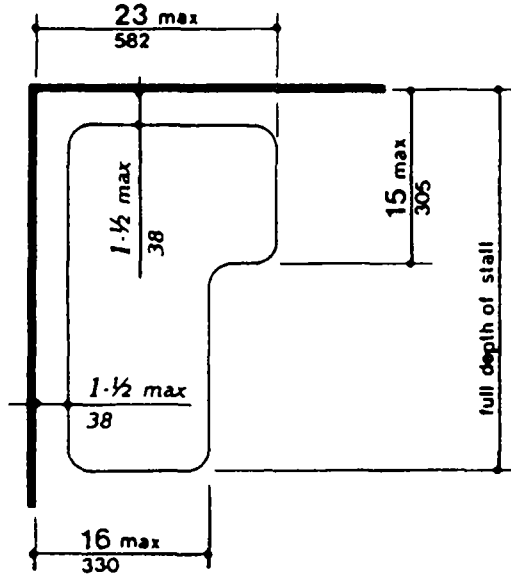
EXCEPTION: In nursing home and boarding care resident rooms required to be accessible, the minimum shower size shall be 48 inches (1,220 mm) by 48 inches (1,220 mm), or 54 inches (1,370 mm) by 42 inches (1,065 mm) with the long side open.

FIGURE 35
SHOWER SIZE AND CLEARANCES



Subp. 3. **ADAAG 4.21.3: Seat.** A seat shall be provided in shower stalls 36 inches (915 mm) by 36 inches (915 mm) and shall be as shown in Figure 36. The seat shall be mounted 17 inches (430 mm) to 19 inches (485 mm) from the bathroom floor and shall extend the full depth of the stall. In a 36-inch (915-mm) by 36-inch (915-mm) shower stall, the seat shall be on the wall opposite the controls. If a fixed seat is provided in a 30-inch (760-mm) by 60-inch (1,525-mm) minimum shower stall, it shall be a folding type and shall be mounted on the wall adjacent to the controls as shown in Figure 57 in part 1341.0910. The structural strength of seats and their attachments shall comply with part 1341.0468, subpart 3.

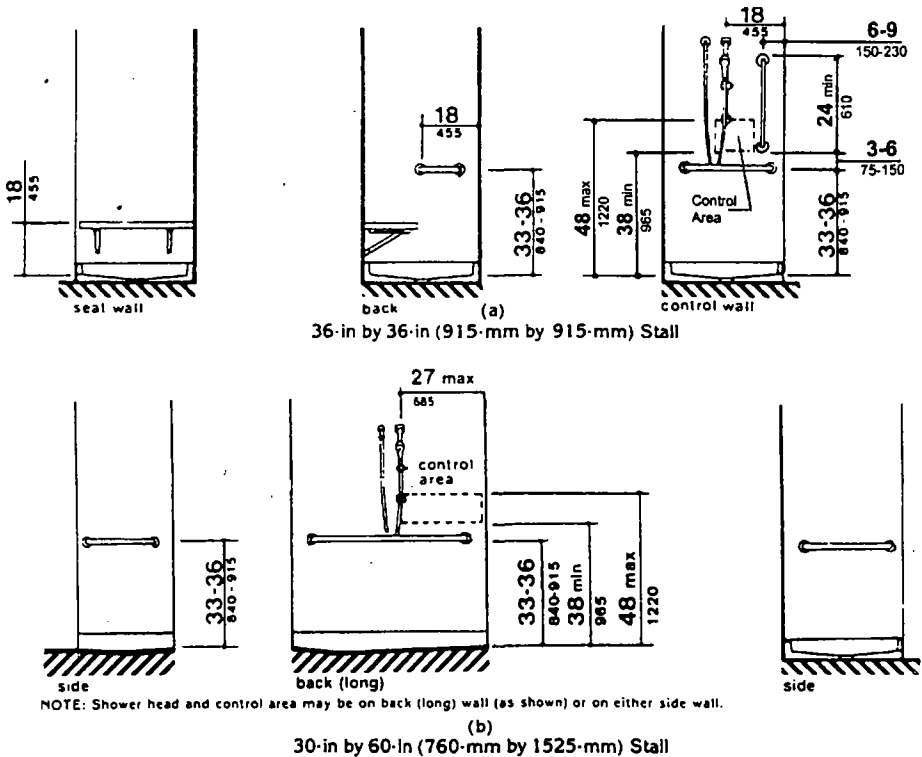
FIGURE 36
SHOWER SEAT DESIGN



Subp. 4. ADAAG 4.21.4: Grab bars. Grab bars complying with part 1341.0468 shall be provided as shown in Figure 37.

EXCEPTION: In nursing home and boarding care resident rooms required to be accessible, a nonslip vertical grab bar as shown in Figure 37(a) shall be located at the shower entrance. The low end of the grab bar must be 36 inches (915 mm) above the floor.

FIGURE 37
GRAB BARS AT SHOWER STALLS



Subp. 5. **ADAAG 4.21.5: Controls.** Faucets and other controls complying with part 1341.0470, subpart 4, shall be located as shown in Figure 37 in subpart 4. In shower stalls 36 inches (915 mm) by 36 inches (915 mm), all controls, faucets, and the shower unit shall be mounted on the side wall opposite the seat.

Subp. 6. **ADAAG 4.21.6: Shower unit.** A shower spray unit with a hose at least 60 inches (1,525 mm) long that can be used both as a fixed shower head and as a hand-held shower shall be provided.

EXCEPTION: In unmonitored facilities where vandalism is a consideration, a fixed shower head mounted at 48 inches (1,220 mm) above the shower floor may be used instead of a hand-held shower head.

Subp. 7. **ADAAG 4.21.7: Curbs.** If provided, curbs in shower stalls shall be no higher than one-half inch (13 mm) and shall be beveled with a slope no greater than 1:2.

Subp. 8. **ADAAG 4.21.8: Shower enclosures.** If provided, enclosures for shower stalls shall not obstruct controls or obstruct transfer from wheelchairs onto shower seats.

Statutory Authority: *MS s 16B.59 to 16B.75*

History: 23 SR 2042

1341.0460 ADAAG 4.22: TOILET ROOMS.

Subpart 1. **ADAAG 4.22.1: Minimum number.** Toilet facilities required to be accessible by part 1341.0401 shall comply with this part. Accessible toilet rooms shall be on an accessible route as required in part 1341.0405, items A, E, and K.

Subp. 2. **ADAAG 4.22.2: Doors.** All doors to accessible toilet rooms shall comply with part 1341.0442. Doors shall not swing into the clear floor space required for any fixture unless the room is for individual use only and a clear floor space complying with part 1341.0420, subpart 4, item A, is provided within the room clear of the swing of the door.

Subp. 3. **ADAAG 4.22.3: Clear floor space.** The accessible fixtures and controls required in part 1341.0460, subparts 4 to 7, shall be on an accessible route. An unobstructed turning space complying with part 1341.0420, subpart 3, shall be provided within an accessible toilet room. The clear floor space at fixtures and controls, the accessible route, and the turning space may overlap.

Subp. 4. **ADAAG 4.22.4: Water closets.** If toilet stalls are provided, then at least one shall be a side transfer toilet stall complying with part 1341.0450. If six or more stalls or combination of stalls and urinals are provided within the mens' toilet room, in addition to the stall complying with part 1341.0450, subpart 3, at least one stall 36 inches (915 mm) wide with an outward swinging, self-closing door and grab bars complying with Figure 29(b) in part 1341.0448, subpart 3, Figure 30(b) in part 1341.0450, subpart 3, and part 1341.0468 shall be provided in both the mens' and womens' toilet rooms. Water closets in such stalls shall comply with part 1341.0448. If water closets are not in stalls, then at least one shall comply with part 1341.0448.

Subp. 5. **ADAAG 4.22.5: Urinals.** If urinals are provided, then at least one shall comply with part 1341.0452.

Subp. 6. **ADAAG 4.22.6: Lavatories and mirrors.** If lavatories and mirrors are provided, then at least one of each shall comply with part 1341.0454.

Subp. 7. **ADAAG 4.22.7: Controls and dispensers.** If controls, dispensers, receptacles, or other equipment are provided, then at least one of each shall be on an accessible route and shall comply with part 1341.0470.

Subp. 8. **Diaper changing tables.** If changing tables are provided, the work surface shall be mounted no higher than 34 inches (864 mm) above the floor.

Statutory Authority: *MS s 16B.59 to 16B.75*

History: 23 SR 2042

1341.0462 ADAAG 4.23: BATHROOMS; BATHING FACILITIES; SHOWER ROOMS.

Subpart 1. **ADAAG 4.23.1: Minimum number.** Bathrooms, bathing facilities, or shower rooms required to be accessible by part 1341.0401 shall comply with this part and shall be on an accessible route as required in part 1341.0405, items A, E, and K.

Subp. 2. **ADAAG 4.23.2: Doors.** Doors to accessible bathrooms shall comply with part 1341.0442. Doors shall not swing into the floor space required for any fixture unless the room is for individual use only and a clear floor space complying with part 1341.0420, subpart 4, item A, is provided within the room clear of the swing of the door.

EXCEPTION: In nursing home and boarding care resident rooms required to be accessible, doors to toilet rooms and bathrooms shall swing out.

Subp. 3. **ADAAG 4.23.3: Clear floor space.** The accessible fixtures and controls required in subparts 4 to 9 shall be on an accessible route. An unobstructed turning space complying with part 1341.0420, subpart 3, shall be provided within an accessible bathroom. The clear floor spaces at fixtures and controls, the accessible route, and the turning space may overlap.

Subp. 4. **ADAAG 4.23.4: Water closets.** If toilet stalls are provided, then at least one shall be a side transfer toilet stall complying with part 1341.0450. If six or more stalls or combination of stalls and urinals are provided within the mens' bathroom, in addition to the stall complying with part 1341.0450, subpart 3, at least one stall 36 inches (915 mm) wide with an outward swinging, self-closing door and grab bars complying with Figure 29(b) in part 1341.0448, subpart 3, Figure 30(b) in part 1341.0450, subpart 3, and part 1341.0468 shall be provided in both the mens' and

womens' bathrooms. Water closets in the stalls shall comply with part 1341.0448. If water closets are not in stalls, then at least one shall comply with part 1341.0448.

Subp. 5. **ADAAG 4.23.5: Urinals.** If urinals are provided, then at least one shall comply with part 1341.0452.

Subp. 6. **ADAAG 4.23.6: Lavatories and mirrors.** If lavatories and mirrors are provided, then at least one of each shall comply with part 1341.0454.

Subp. 7. **ADAAG 4.23.7: Controls and dispensers.** If controls, dispensers, receptacles, or other equipment are provided, then at least one of each shall be on an accessible route and shall comply with part 1341.0470.

Subp. 8. **ADAAG 4.23.8: Bathing and shower facilities.** If bathtubs or showers are provided, then at least one accessible tub that complies with part 1341.0456 or at least one accessible shower that complies with part 1341.0458 shall be provided.

Subp. 9. **ADAAG 4.23.9: Medicine cabinets.** If medicine cabinets are provided, at least one shall be located with a usable shelf no higher than 44 inches (1,120 mm) above the floor space. The floor space shall comply with part 1341.0420, subpart 4.

Subp. 10. **Diaper changing tables.** If changing tables are provided, the work surface shall be mounted no higher than 34 inches (864 mm) above the floor.

Statutory Authority: *MS s 16B.59 to 16B.75*

History: *23 SR 2042*

1341.0464 ADAAG 4.24: SINKS.

Subpart 1. **ADAAG 4.24.1: General.** Sinks required to be accessible by part 1341.0401 shall comply with this part.

Subp. 2. **ADAAG 4.24.2: Height.** Sinks shall be mounted with the counter or rim no higher than 34 inches (865 mm) above the finished floor.

Subp. 3. **ADAAG 4.24.3: Knee clearance.** Knee clearance shall comply with Figure 31 in part 1341.0454, subpart 2.

EXCEPTION 1: Sinks used primarily by children ages six through 12 are permitted to have a knee clearance a minimum of 24 inches (610 mm) high, provided that the rim or counter surface is no higher than 31 inches (760 mm).

EXCEPTION 2: Sinks used primarily by children ages five and younger are not required to provide knee clearance if clear floor space for a parallel approach complying with part 1341.0420, subpart 4, is provided that is centered on the sink.

Subp. 4. **ADAAG 4.24.4: Depth.** Each sink shall be a maximum of 6-1/2 inches (165 mm) deep.

Subp. 5. **ADAAG 4.24.5: Clear floor space.** A clear floor space at least 30 inches (760 mm) by 48 inches (1,220 mm) complying with part 1341.0420, subpart 4, shall be provided in front of a sink to allow forward approach. The clear floor space shall be on an accessible route, shall be centered on the sink, and shall extend a maximum of 19 inches (485 mm) underneath the sink. See Figure 32 in part 1341.0454, subpart 3.

Subp. 6. **ADAAG 4.24.6: Exposed pipes and surfaces.** Hot water and drain pipes exposed under sinks shall be insulated or otherwise configured to protect against contact. There shall be no sharp or abrasive surfaces under sinks.

Subp. 7. **ADAAG 4.24.7: Faucets.** Faucets shall comply with part 1341.0470, subpart 4, and shall have their operating mechanisms no more than 20 inches (510 mm) from the front edge of the sink or counter. Lever-operated, push-type, touch-type, or electronically-controlled mechanisms are acceptable designs.

Statutory Authority: *MS s 16B.59 to 16B.75*

History: *23 SR 2042*

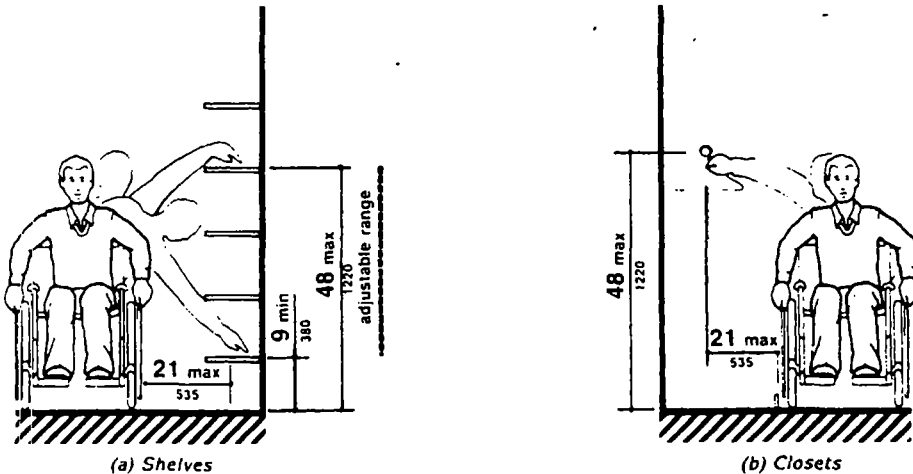
1341.0466 ADAAG 4.25: STORAGE.

Subpart 1. **ADAAG 4.25.1: General.** Fixed storage facilities such as cabinets, shelves, closets, and drawers required to be accessible by part 1341.0401 shall comply with this part.

Subp. 2. **ADAAG 4.25.2: Clear floor space.** A clear floor space at least 30 inches (760 mm) by 48 inches (1,220 mm) complying with part 1341.0420, subpart 4, that allows either a forward or parallel approach by a person using a wheelchair shall be provided at accessible storage facilities.

Subp. 3. **ADAAG 4.25.3: Height.** Accessible storage spaces shall be within at least one of the reach ranges specified in Figures 5 and 6 in part 1341.0420, subparts 5 and 6. Clothes rods or shelves shall be a maximum of 54 inches (1,370 mm) above the finished floor for a side approach. If the distance from the wheelchair to the clothes rod or shelf exceeds ten inches (255 mm), such as in closets without accessible doors, the height and depth to the rod or shelf shall comply with Figures 38(a) and (b).

FIGURE 38
 STORAGE SHELVES AND CLOSETS



Subp. 4. **ADAAG 4.25.4: Hardware.** Hardware for accessible storage facilities shall comply with part 1341.0470, subpart 4. Touch latches and U-shaped pulls are acceptable.

Statutory Authority: *MS s 16B.59 to 16B.75*

History: 23 SR 2042

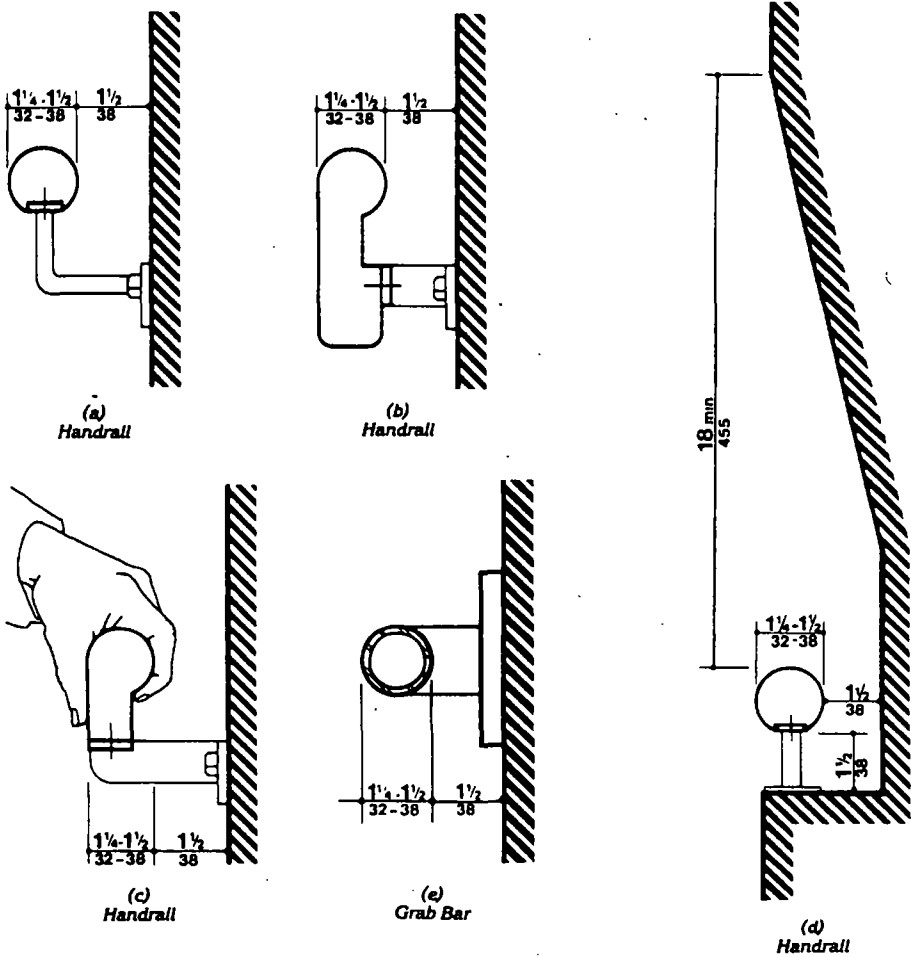
1341.0468 ADAAG 4.26: HANDRAILS, GRAB BARS, AND BATHTUB AND SHOWER SEATS.

Subpart 1. **ADAAG 4.26.1: General.** All handrails, grab bars, and bathtub and shower seats required to be accessible by part 1341.0401, 1341.0432, 1341.0434, 1341.0448, 1341.0450, 1341.0456, or 1341.0458 shall comply with this part.

Subp. 2. **ADAAG 4.26.2: Size and spacing of grab bars and handrails.** The diameter or width of the gripping surfaces of a handrail or grab bar shall be 1-1/4 inches (32 mm) to 1-1/2 inches (38 mm), or the shape shall provide an equivalent gripping surface. If handrails or grab bars are mounted adjacent to a wall, the space between the wall and the grab bar shall be 1-1/2 inches (38 mm). See Figures 39(a), (b), (c), and (e). Handrails may be located in a recess if the recess is a maximum of three

inches (75 mm) deep and extends at least 18 inches (455 mm) above the top of the rail. See Figure 39(d).

FIGURE 39
 SIZE AND SPACING OF HANDRAILS AND GRAB BARS



Subp. 3. **ADAAG 4.26.3: Structural strength.** The structural strength of grab bars, bathtub and shower seats, fasteners, and mounting devices shall meet the specifications in items A to E.

A. **ADAAG 4.26.3(1):** Bending stress in a grab bar or seat induced by the maximum bending moment from the application of 250 pound-force (1,112 Newton) shall be less than the allowable stress for the material of the grab bar or seat.

B. **ADAAG 4.26.3(2):** Shear stress induced in a grab bar or seat by the application of 250 pound-force (1,112 Newton) shall be less than the allowable shear stress for the material of the grab bar or seat. If the connection between the grab bar or seat and its mounting bracket or other support is considered to be fully restrained, then direct and torsional shear stresses shall be totaled for the combined shear stress, which shall not exceed the allowable shear stress.

C. **ADAAG 4.26.3(3):** Shear force induced in a fastener or mounting device from the application of 250 pound-force (1,112 Newton) shall be less than the

allowable lateral load of either the fastener or mounting device or the supporting structure, whichever is the smaller allowable load.

D. ADAAG 4.26.3(4): Tensile force induced in a fastener by a direct tension force of 250 pound-force (1,112 Newton) plus the maximum moment from the application of 250 pound-force (1,112 Newton) shall be less than the allowable withdrawal load between the fastener and the supporting structure.

E. ADAAG 4.26.3(5): Grab bars shall not rotate within their fittings.

Subp. 4. ADAAG 4.26.4: Eliminating hazards. A handrail or grab bar and any wall or other surface adjacent to it shall be free of any sharp or abrasive elements. Edges shall have a minimum radius of one-eighth inch (3.2 mm).

Statutory Authority: *MS s 16B.59 to 16B.75*

History: *23 SR 2042*

1341.0470 ADAAG 4.27: CONTROLS AND OPERATING MECHANISMS.

Subpart 1. ADAAG 4.27.1: General. Controls and operating mechanisms required to be accessible by part 1341.0401 shall comply with this part.

Subp. 2. ADAAG 4.27.2: Clear floor space. Clear floor space complying with part 1341.0420, subpart 4, that allows a forward or parallel approach by a person using a wheelchair shall be provided at controls, dispensers, receptacles, and other operable equipment. The clear floor space shall be centered on the object.

Subp. 3. ADAAG 4.27.3: Height. The highest operable part of controls, dispensers, receptacles, and other operable equipment shall be placed within at least one of the reach ranges specified in part 1341.0420, subparts 5 and 6. Electrical and communications system receptacles on walls shall be mounted no less than 15 inches (380 mm) above the floor.

EXCEPTION 1: The requirements in this subpart do not apply if the use of special equipment dictates otherwise or if electrical and communications systems receptacles are not normally intended for use by building occupants.

EXCEPTION 2: Key pads, thermostats, and other controls requiring numeric manipulation shall be located no more than 48 inches (1,220 mm) above the floor.

Subp. 4. ADAAG 4.27.4: Operation. Controls and operating mechanisms shall be operable with one hand and shall not require tight grasping, pinching, or twisting of the wrist. The force required to activate controls shall be no greater than five pound-force (22.2 Newton).

Statutory Authority: *MS s 16B.59 to 16B.75*

History: *23 SR 2042*

1341.0472 ADAAG 4.28: ALARMS.

Subpart 1. ADAAG 4.28.1: General. Alarm systems required to be accessible by part 1341.0401 shall comply with this part. At a minimum, visual signal appliances shall be provided in buildings and facilities in toilet rooms and any other general usage areas, such as meeting rooms; hallways; lobbies; and any other area for common use.

Subp. 2. ADAAG 4.28.2: Audible alarms. If provided, audible emergency alarms shall produce a sound that exceeds the prevailing equivalent sound level in the room or space by at least 15 dBA or exceeds any maximum sound level with a duration of 60 seconds by five dBA, whichever is louder. Sound levels for alarm signals shall not exceed 120 dBA.

Subp. 3. ADAAG 4.28.3: Visual alarms. Visual alarm signal appliances shall be integrated into the building or facility alarm system. If single station audible alarms are provided, then single station visual alarm signals shall be provided. Visual alarm signals shall have the minimum photometric and location features in items A to H.

A. ADAAG 4.28.3(1): The lamp shall be a xenon strobe type or equivalent.

B. **ADAAG 4.28.3(2):** The color shall be clear or nominal white, such as unfiltered or clear filtered white light.

C. **ADAAG 4.28.3(3):** The maximum pulse duration shall be two-tenths of one second, with a maximum duty cycle of 40 percent. The pulse duration is defined as the time interval between initial and final points of ten percent of maximum signal.

D. **ADAAG 4.28.3(4):** The intensity shall be a minimum of 75 candela.

E. **ADAAG 4.28.3(5):** The flash rate shall be a minimum of one Hertz and a maximum of three Hertz.

F. **ADAAG 4.28.3(6):** The appliance shall be placed 80 inches (2,030 mm) above the highest floor level within the space or six inches (152 mm) below the ceiling, whichever is lower.

G. **ADAAG 4.28.3(7):** In general, no place in any room or space required to have a visual signal appliance shall be more than 50 feet (15 m) from the signal in the horizontal plane. In large rooms and spaces exceeding 100 feet (30 m) across, without obstructions six feet (2 m) above the finished floor, such as auditoriums, devices may be placed around the perimeter, spaced a maximum 100 feet (30 m) apart, instead of suspending appliances from the ceiling.

H. **ADAAG 4.28.3(8):** No place in common corridors or hallways in which visual alarm signaling appliances are required shall be more than 50 feet (15 m) from the signal.

Subp. 4. **ADAAG 4.28.4: Auxiliary alarms.** Lodging accommodations required by part 1341.0910, item C, shall have a visual alarm connected to the building emergency alarm system or shall have a standard 110-volt electrical receptacle into which the alarm can be connected and a means by which a signal from the building emergency alarm system can trigger the auxiliary alarm. If visual alarms are in place, the signal shall be visible in all areas of the unit or room. Instructions for use of the auxiliary alarm or receptacle shall be provided.

Statutory Authority: *MS s 16B.59 to 16B.75*

History: 23 SR 2042

1341.0474 ADAAG 4.29: DETECTABLE WARNINGS.

Subpart 1. **ADAAG 4.29.1: General.** Detectable warnings required by parts 1341.1010 to 1341.1050 shall comply with this part.

Subp. 2. **ADAAG 4.29.2: Detectable warnings on walking surfaces.** Detectable warnings shall consist of raised truncated domes with a diameter of nominal 0.9 inches (23 mm), a height of nominal 0.2 inches (5 mm), and a center-to-center spacing of nominal 2.35 inches (60 mm), and shall contrast visually with adjoining surfaces, either light-on-dark or dark-on-light.

The material used to provide contrast shall be an integral part of the walking surface. Detectable warnings used on interior surfaces shall differ from adjoining walking surfaces in resiliency or sound-on-cane contact.

Statutory Authority: *MS s 16B.59 to 16B.75*

History: 23 SR 2042

1341.0476 ADAAG 4.30: SIGNAGE.

Subpart 1. **ADAAG 4.30.1: General.** Signage required to be accessible by part 1341.0401 shall comply with this part.

Subp. 2. **ADAAG 4.30.2: Character proportion.** Letters and numbers on signs shall have a width-to-height ratio between 3:5 and 1:1 and a stroke-width-to-height ratio between 1:5 and 1:10.

Subp. 3. **ADAAG 4.30.3: Character height.** Characters and numbers on signs shall be sized according to the viewing distance from which they are to be read. The minimum height is measured using an upper case X. Lower case characters are permitted.

Height Above Finished Floor	Minimum Character Height
Suspended or Projected Overhead in compliance with part 1341.0424, subpart 2	3 inches (75 mm)

Subp. 4. **ADAAG 4.30.4: Raised and Brailled characters and pictorial symbol signs (pictograms).** Letters and numerals shall be raised a minimum of 1/32 inch (0.79 mm), upper case, sans serif or simple serif type and shall be accompanied with Grade 2 Braille. Raised characters shall be at least five-eighths inch (16 mm) high, but no higher than two inches (50 mm). Pictograms shall be accompanied by the equivalent verbal description placed directly below the pictogram. The border dimension of the pictogram shall be a minimum of six inches (152 mm) in height.


Subp. 5. **ADAAG 4.30.5: Finish and contrast.** The characters and background of signs shall be eggshell, matte, or other nonglare finish. Characters and symbols shall contrast with their background, such as light characters on a dark background or dark characters on a light background.

Subp. 6. **ADAAG 4.30.6: Mounting location and height.** If permanent identification is provided for rooms and spaces, signs shall be installed on the wall adjacent to the latch side of the door. If there is no wall space to the latch side of the door, including at double leaf doors, signs shall be placed on the nearest adjacent wall. Mounting height shall be 60 inches (1,525 mm) above the finished floor to the centerline of the sign. Mounting location for the signage shall be so that a person may approach within three inches (76 mm) of the signage without encountering protruding objects or standing within the swing of a door.

Subp. 7. **ADAAG 4.30.7: Symbols of accessibility.**

A. **ADAAG 4.30.7(1):** Facilities and elements required to be identified as accessible by part 1341.0401 shall use the international symbol of accessibility. The symbol shall be displayed as shown in Figures 43(a) and (b).


FIGURE 43
INTERNATIONAL SYMBOLS



(a)
Proportions
International Symbol of Accessibility



(b)
Display Conditions
International Symbol of Accessibility



(c)
International TDD Symbol



(d)
International Symbol of Access for Hearing Loss

B. **ADAAG 4.30.7(2)**: Telephones required by part 1341.0405, item Q, subitem (2), to have a volume control shall be identified by a sign containing a depiction of a telephone handset with radiating sound waves.

C. **ADAAG 4.30.7(3)**: TTYs required by part 1341.0405, item Q, subitem (3), shall be identified by the international TTY symbol as shown in Figure 43(c) in item A.

In addition, if a facility has a public TTY, directional signage indicating the location of the nearest TTY shall be placed adjacent to all banks of telephones that do not contain a TTY. The directional signage shall include the international TTY symbol. If a facility has no banks of telephones, the directional signage shall be provided at the entrance, for example, in a building directory.

D. **ADAAG 4.30.7(4)**: In assembly areas where permanently installed assistive listening systems are required by part 1341.0405, item S, subitem (2), the availability of the systems shall be identified with signage that includes the international symbol of access for hearing loss as shown in Figure 43(d) in item A.

Statutory Authority: *MS s 16B.59 to 16B.75*

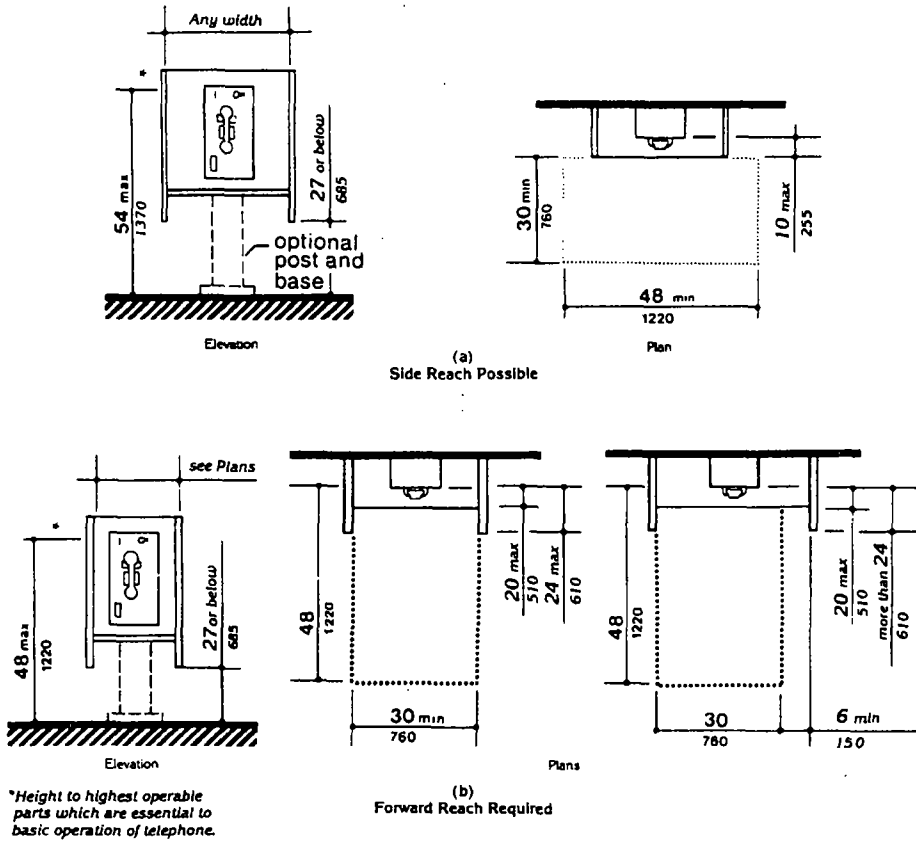
History: *23 SR 2042*

1341.0478 ADAAG 4.31: TELEPHONES.

Subpart 1. **ADAAG 4.31.1: General.** Public telephones required to be accessible by part 1341.0401 shall comply with this part.

Subp. 2. **ADAAG 4.31.2: Clear floor or ground space.** A clear floor or ground space at least 30 inches (760 mm) by 48 inches (1,220 mm) that allows either a forward or parallel approach by a person using a wheelchair shall be provided at telephones. See Figure 44. The clear floor or ground space shall comply with part 1341.0420, subpart 4, and be centered on the telephone. Bases, enclosures, and fixed seats shall not impede approaches to telephones by people who use wheelchairs.

FIGURE 44
MOUNTING HEIGHTS AND CLEARANCES FOR TELEPHONES



Subp. 3. ADAAG 4.31.3: **Mounting height.** The highest operable part of the telephone shall be within the reach ranges specified in part 1341.0420, subpart 5 or 6.

Subp. 4. ADAAG 4.31.4: **Protruding objects.** Telephones shall comply with part 1341.0424.

Subp. 5. ADAAG 4.31.5: **Hearing aid compatible and volume control telephones** required by part 1341.0401.

A. ADAAG 4.31.5(1): Telephones shall be hearing aid compatible.

B. ADAAG 4.31.5(2): Volume controls, capable of a minimum of 12 dBA and a maximum of 18 dBA above normal, shall be provided according to part 1341.0405. If an automatic reset is provided, then 18 dBA may be exceeded.

Subp. 6. ADAAG 4.31.6: **Controls.** Telephones shall have pushbutton controls where service for the equipment is available.

Subp. 7. ADAAG 4.31.7: **Telephone books.** Telephone books, if provided, shall be located in a position that complies with the reach ranges specified in part 1341.0420, subparts 5 and 6.

Subp. 8. ADAAG 4.31.8: **Cord length.** The cord from the telephone to the handset shall be at least 29 inches (735 mm) long.

Subp. 9. ADAAG 4.31.9: **TTYs required** by part 1341.0401.

A. **ADAAG 4.31.9(1)**: TTYs used with a public telephone shall be permanently affixed within the telephone enclosure. If an acoustic coupler is used, the telephone cord shall be sufficiently long to allow connection of the TTY and the telephone receiver.

B. **ADAAG 4.31.9(2)**: Public telephones designed to accommodate a portable TTY shall be equipped with a shelf and an electrical outlet within or adjacent to the telephone enclosure. The telephone handset shall be capable of being placed flush on the surface of the shelf. The shelf shall be capable of accommodating a TTY and shall have a minimum of six inches (152 mm) of vertical clearance in the area where the TTY is to be placed.

Statutory Authority: *MS s 16B.59 to 16B.75*

History: *23 SR 2042*

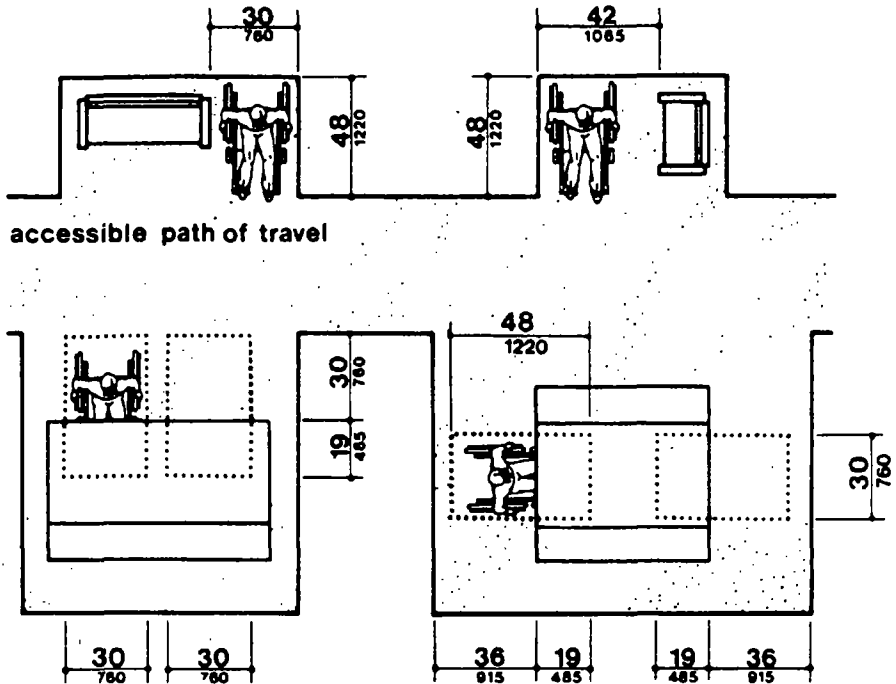
1341.0480 ADAAG 4.32: FIXED OR BUILT-IN SEATING AND TABLES.

Subpart 1. **ADAAG 4.32.1: Minimum number.** Fixed or built-in seating or tables required to be accessible by part 1341.0401 shall comply with subparts 2 to 4.

EXCEPTION: Fixed or built-in seating or tables used primarily by children ages 12 and younger are permissible if they comply with subpart 5.

Subp. 2. **ADAAG 4.32.2: Seating.** If seating spaces for people in wheelchairs are provided at fixed tables or counters, clear floor space complying with part 1341.0420, subpart 4, shall be provided. The clear floor space shall not overlap knee space by more than 19 inches (485 mm). See Figure 45.

FIGURE 45
 MINIMUM CLEARANCES FOR SEATING AND TABLES



Subp. 3. **ADAAG 4.32.3: Knee clearances.** If seating for people in wheelchairs is provided at tables or counters, knee spaces at least 27 inches (685 mm) high, 30 inches (760 mm) wide, and 19 inches (485 mm) deep shall be provided. See Figure 45 in subpart 2.

Subp. 4. **ADAAG 4.32.4: Height of tables or counters.** The tops of accessible tables and counters shall be from 28 inches (710 mm) to 34 inches (865 mm) above the finished floor or ground.

Subp. 5. **Children's fixed or built-in seating and tables.** Fixed or built-in seating or tables used primarily by children ages 12 and younger shall comply with this subpart as permitted by subpart 1.

EXCEPTION: Fixed or built-in seating or tables used primarily by children ages five and younger are not required to comply with this subpart if clear floor space complying with part 1341.0420, subpart 4, parallel to fixed tables or counters is provided.

A. If seating spaces for people in wheelchairs are provided at fixed tables or counters, clear floor space complying with part 1341.0420, subpart 4, shall be provided. The clear floor space shall not overlap knee space by more than 19 inches (485 mm). See Figure 45 in subpart 2.

B. If seating for people in wheelchairs is provided at tables or counters, knee spaces at least 24 inches (610 mm) high, 30 inches (760 mm) wide, and 19 inches (485 mm) deep shall be provided. See Figure 45 in subpart 2.

C. The tops of accessible tables and counters shall be from 26 inches (660 mm) to 30 inches (760 mm) above the finished floor or ground.

Statutory Authority: *MS s 16B.59 to 16B.75*

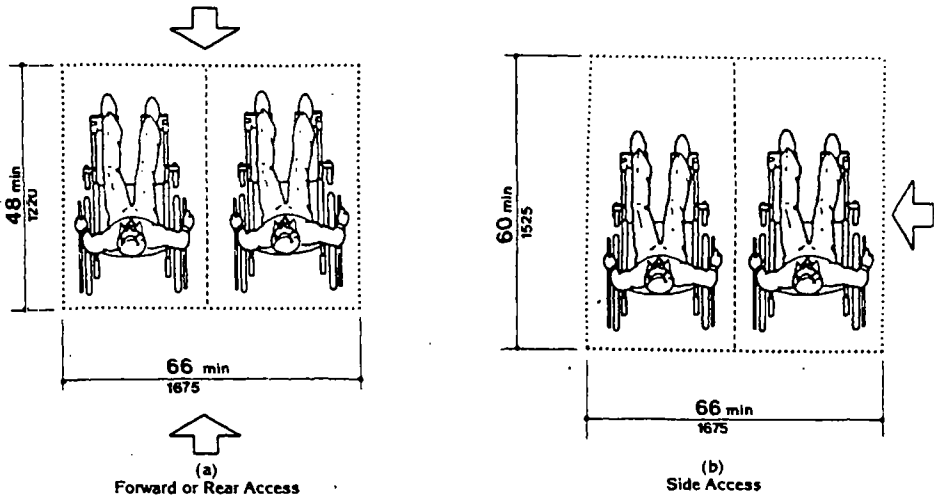
History: *23 SR 2042*

1341.0482 ADAAG 4.33: ASSEMBLY AREAS.

Subpart 1. **ADAAG 4.33.1: Minimum number.** Assembly and associated areas required to be accessible by part 1341.0401 shall comply with this part.

Subp. 2. **ADAAG 4.33.2: Size of wheelchair locations.** Each wheelchair location shall provide minimum clear ground or floor space as shown in Figure 46.

FIGURE 46
 SPACE REQUIREMENTS FOR WHEELCHAIR
 SEATING SPACES IN SERIES



Subp. 3. **ADAAG 4.33.3: Placement of wheelchair locations.** Wheelchair areas shall be an integral part of any fixed seating plan and shall provide people with physical disabilities a choice of admission prices and lines of sight comparable to those for members of the general public. In movie theaters with sloped floors, a majority of wheelchair seating spaces shall be located in the rear three-fourths of the auditorium. In movie theaters with stadium-type seating where the stadium seating begins 40 or more feet from the screen, a majority of wheelchair seating spaces shall be located on at least the first riser back from the screen or on the floor near the first riser. In movie theaters where the stadium seating is less than 40 feet from the screen, a majority of wheelchair seating spaces shall be located on at least the first riser back from the screen. In assembly occupancies where spectators can be expected to stand, lines of sight from wheelchair locations shall be maintained over standing spectators. They shall adjoin an accessible route that also serves as a means of egress in case of emergency. At least one companion fixed seat shall be provided next to each wheelchair seating area. If the seating capacity exceeds 300, wheelchair spaces shall be evenly dispersed both vertically and horizontally throughout the fixed seating area to the greatest extent practicable. Readily removable seats may be installed in wheelchair spaces when the spaces are not required to accommodate wheelchair users.

EXCEPTION: Accessible viewing positions may be clustered for bleachers, balconies, and other areas having sight lines that require slopes of greater than ten percent. Equivalent accessible viewing positions may be located on levels having accessible egress.

Subp. 4. **ADAAG 4.33.4: Surfaces.** The ground or floor at wheelchair locations shall be level and shall comply with part 1341.0426.

Subp. 5. **ADAAG 4.33.5: Access to performing areas.** An accessible route shall connect wheelchair seating locations with performing areas, including stages, arena

floors, dressing rooms, locker rooms, and other spaces used by performers. To the extent practicable, the accessible route shall coincide with the route for the general public.

Subp. 6. **ADAAG 4.33.6: Placement of listening systems.** If the listening system provided serves individual fixed seats, then the seats shall be located within a viewing distance of 50 feet (15 m) from the stage or playing area and shall have a complete view of the stage or playing area.

Subp. 7. **ADAAG 4.33.7: Types of listening systems.** Assistive listening systems are intended to augment standard public address and audio systems by providing signals that can be received directly by persons with special receivers or their own hearing aids and that eliminate or filter background noise. The type of assistive listening system appropriate for a particular application depends on the characteristics of the setting, the nature of the program, and the intended audience. Magnetic induction loops, infrared, and radio frequency systems are types of listening systems that are appropriate for various applications.

Statutory Authority: *MS s 16B.59 to 16B.75*

History: *23 SR 2042*

1341.0484 ADAAG 4.34: AUTOMATED TELLER MACHINES (ATMs).

Subpart 1. **ADAAG 4.34.1: General.** Each machine required to be accessible by part 1341.0405 shall be on an accessible route and shall comply with this part.

Subp. 2. **ADAAG 4.34.2: Clear floor space.** The ATM shall be located so that clear floor space complying with part 1341.0420, subpart 4, is provided to allow a person using a wheelchair to make a forward approach, a parallel approach, or both, to the machine.

Subp. 3. **ADAAG 4.34.3: Reach ranges.**

A. **ADAAG 4.34.3(1):** If only a forward approach is possible, operable parts of all controls shall be placed within the forward reach range specified in part 1341.0420, subpart 5.

B. **ADAAG 4.34.3(2):** If only a parallel approach is possible, operable parts of controls shall be placed according to subitems (1) and (2).

(1) **ADAAG 4.34.3(2)(a):** If the reach depth to the operable parts of all controls as measured from the vertical plane perpendicular to the edge of the unobstructed clear floor space at the farthest protrusion of the ATM or surround is not more than ten inches (255 mm), the maximum height above the finished floor or grade shall be 54 inches (1,370 mm).

(2) **ADAAG 4.34.3(2)(b):** If the reach depth to the operable parts of any control as measured from the vertical plane perpendicular to the edge of the unobstructed clear floor space at the farthest protrusion of the ATM or surround is more than ten inches (255 mm), the maximum height above the finished floor or grade shall be as follows:

Reach Depth		Maximum Height	
Inches	Millimeters	Inches	Millimeters
10	255	54	1370
11	280	53-1/2	1360
12	305	53	1345
13	330	52-1/2	1335
14	355	51-1/2	1310
15	380	51	1295
16	405	50-1/2	1285
17	430	50	1270

18	455	49-1/2	1255
19	485	49	1245
20	510	48-1/2	1230
21	535	47-1/2	1205
22	560	47	1195
23	585	46-1/2	1180
24	610	46	1170

C. **ADAAG 4.34.3(3)**: If both a forward and parallel approach are possible, operable parts of controls shall be placed within at least one of the reach ranges in item A or B.

D. **ADAAG 4.34.3(4)**: If bins are provided for envelopes, waste paper, or other purposes, at least one of each type provided shall comply with the applicable reach ranges in item A, B, or C.

EXCEPTION: If a function can be performed in a substantially equivalent manner by using an alternate control, only one of the controls needed to perform that function is required to comply with this subpart. If the controls are identified by tactile markings, the markings shall be provided on both controls.

Subp. 4. **ADAAG 4.34.4: Controls**. Controls for user activation shall comply with part 1341.0470, subpart 4.

Subp. 5. **ADAAG 4.34.5: Equipment for persons with vision impairments**. Instructions and all information for use shall be made accessible to and independently usable by persons with vision impairments.

Statutory Authority: *MS s 16B.59 to 16B.75*

History: 23 SR 2042

1341.0486 ADAAG 4.35: DRESSING AND FITTING ROOMS.

Subpart 1. **ADAAG 4.35.1: General**. Dressing and fitting rooms required to be accessible by part 1341.0401 shall comply with this part and shall be on an accessible route.

Subp. 2. **ADAAG 4.35.2: Clear floor space**. A clear floor space allowing a person using a wheelchair to make a 180-degree turn shall be provided in every accessible dressing room entered through a swinging or sliding door. Doors shall not swing into the room unless a clear floor space complying with part 1341.0420, subpart 4, item A, is provided in the room clear of the swing of the door. Turning space is not required in a private dressing room entered through a curtained opening at least 32 inches (815 mm) wide if clear floor space complying with part 1341.0420 renders the dressing room usable by a person using a wheelchair.

Subp. 3. **ADAAG 4.35.3: Doors**. All doors to accessible dressing rooms shall be in compliance with part 1341.0442.

Subp. 4. **ADAAG 4.35.4: Bench**. Every accessible dressing room shall have a bench 24 inches (610 mm) by 48 inches (1,220 mm), fixed to the wall along the longer dimension. The bench shall be mounted 17 inches (430 mm) to 19 inches (485 mm) above the finished floor. Clear floor space shall be provided alongside the bench to allow a person using a wheelchair to make a parallel transfer onto the bench. The structural strength of the bench and attachments shall comply with part 1341.0468, subpart 3. If installed in conjunction with showers, swimming pools, or other wet locations, water shall not accumulate upon the surface of the bench and the bench shall have a slip-resistant surface.

Subp. 5. **ADAAG 4.35.5: Mirror**. If mirrors are provided in dressing rooms of the same use, then in an accessible dressing room, a full-length mirror, measuring at least 18 inches (460 mm) wide by 54 inches (1,370 mm) high, shall be mounted in a position affording a view to a person on the bench as well as to a person in a standing position.

Statutory Authority: *MS s 16B.59 to 16B.75*

History: 23 SR 2042

1341.0488 POOLS AND SPAS.

Lifts designed to access the water shall be independently operable from both the deck and water level and rotate a minimum of 120 degrees from pool or spa deck to water. Operating controls shall comply with part 1341.0470, subpart 4. Seats on lifts shall have back rests and foot rests and be of a firm and stable design. The lift shall have a minimum lifting capacity of 300 lbs. Lifts may be transportable whenever a full-time attendant is available.

Ramps into pools shall meet the requirements of part 1341.0432.

Statutory Authority: *MS s 16B.59 to 16B.75*

History: *23 SR 2042*

RESTAURANTS AND CAFETERIAS**1341.0510 ADAAG 5.1: GENERAL.**

Except as specified or modified in parts 1341.0510 to 1341.0590, restaurants and cafeterias shall comply with parts 1341.0401 to 1341.0488 and 1341.0710 to 1341.0740. If fixed tables, or dining counters where food is consumed but there is no service, are provided, at least five percent, but not less than one, of the fixed tables, or a portion of the dining counter, shall be accessible and shall comply with part 1341.0480 as required in part 1341.0405, item R. In establishments where separate areas are designated for smoking and nonsmoking patrons, the required number of accessible fixed tables or counters shall be proportionally distributed between the smoking and nonsmoking areas. In new construction, and where practicable in alterations, accessible fixed tables or counters shall be distributed throughout the space or facility.

Statutory Authority: *MS s 16B.59 to 16B.75*

History: *23 SR 2042*

1341.0520 ADAAG 5.2: COUNTERS AND BARS.

If food or drink is served at counters exceeding 34 inches (865 mm) in height for consumption by customers seated on stools or standing at the counter, a portion of the main counter that is a minimum of 60 inches (1,525 mm) in length shall be provided in compliance with part 1341.0480 or service shall be available at accessible tables within the same area.

Statutory Authority: *MS s 16B.59 to 16B.75*

History: *23 SR 2042*

1341.0530 ADAAG 5.3: ACCESS AISLES.

All accessible fixed tables shall be accessible by means of an access aisle at least 36 inches (915 mm) clear between parallel edges of tables or between a wall and the table edges.

Statutory Authority: *MS s 16B.59 to 16B.75*

History: *23 SR 2042*

1341.0540 ADAAG 5.4: DINING AREAS.

In new construction, all dining areas, including raised or sunken dining areas, loggias, and outdoor seating areas, shall be accessible. An accessible means of vertical access to the mezzanine is not required under the following conditions:

A. the area of mezzanine seating measures no more than 33 percent of the area of the total accessible seating area;

B. the same services and decor are provided in an accessible space usable by the general public; and

C. the accessible areas are not restricted to use by people with disabilities. In alterations, when accessibility to raised or sunken dining areas, or to all parts of outdoor seating areas is technically infeasible, the same services and decor shall be

provided in an accessible space usable by the general public which is not restricted to use by people with disabilities.

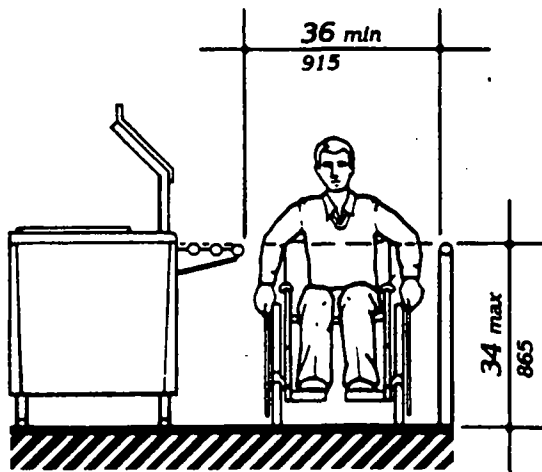
Statutory Authority: *MS s 16B.59 to 16B.75*

History: *23 SR 2042*

1341.0550 ADAAG 5.5: FOOD SERVICE LINES.

Food service lines shall have a minimum clear width of 36 inches (915 mm), with a preferred clear width of 42 inches (1,065 mm) to allow passage around a person using a wheelchair. Tray slides shall be mounted no higher than 34 inches (865 mm) above the floor. See Figure 53. If self-service shelves are provided, at least 50 percent of each type must be within reach ranges specified in part 1341.0420, subparts 5 and 6.

FIGURE 53
FOOD SERVICE LINES



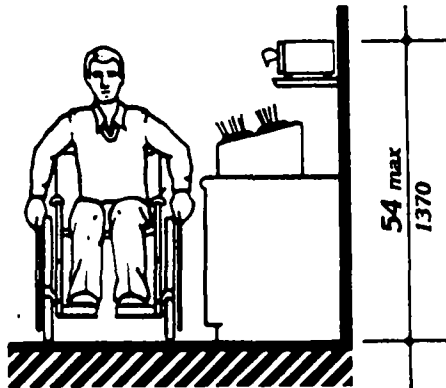
Statutory Authority: *MS s 16B.59 to 16B.75*

History: *23 SR 2042*

1341.0560 ADAAG 5.6: TABLEWARE AND CONDIMENT AREAS.

Self-service shelves and dispensing devices for tableware, dishware, condiments, food, and beverages shall be installed to comply with part 1341.0420. See Figure 54.

FIGURE 54
TABLEWARE AREAS



Statutory Authority: *MS s 16B.59 to 16B.75*

History: *23 SR 2042*

1341.0570 ADAAG 5.7: RAISED PLATFORMS.

In banquet rooms or spaces where a head table or speaker's lectern is located on a raised platform, the platform shall be accessible in compliance with part 1341.0432 or 1341.0438. Open edges of a raised platform shall be protected by placement of tables or by a curb.

Statutory Authority: *MS s 16B.59 to 16B.75*

History: *23 SR 2042*

1341.0580 ADAAG 5.8: VENDING MACHINES AND OTHER EQUIPMENT.

Spaces for vending machines and other equipment shall comply with part 1341.0420 and shall be located on an accessible route.

Statutory Authority: *MS s 16B.59 to 16B.75*

History: *23 SR 2042*

MEDICAL CARE FACILITIES

1341.0610 ADAAG 6.1: GENERAL.

Medical care facilities included in parts 1341.0610 to 1341.0640 are those in which people receive physical or medical treatment or care and where persons may need assistance in responding to an emergency and where the period of stay may exceed 24 hours. In addition to the requirements of parts 1341.0401 to 1341.0488, medical care facilities and buildings shall comply with parts 1341.0610 to 1341.0640.

A. ADAAG 6.1(1): In general purpose hospitals, psychiatric facilities, and detoxification facilities, at least ten percent of patient bedrooms and toilets, and all public use and common use areas, are required to be designed and constructed to be accessible.

B. ADAAG 6.1(2): In hospitals and rehabilitation facilities that specialize in treating conditions that affect mobility, or units within either that specialize in treating

conditions that affect mobility, all patient bedrooms and toilets, and all public use and common use areas, are required to be designed and constructed to be accessible.

C. **ADAAG 6.1(3)**: In long-term care facilities, nursing homes, and boarding care, at least 50 percent of patient bedrooms and toilets, and all public use and common use areas, are required to be designed and constructed to be accessible.

D. **ADAAG 6.1(4)**: If patient bedrooms are being added or altered, the altered patient bedrooms shall comply with part 1341.0630, unless:

(1) the number of accessible rooms provided in the department or area containing the altered patient bedroom equals the number of accessible patient bedrooms that would be required if the percentage requirements of item A, B, or C were applied to that department or area; or

(2) the number of accessible patient bedrooms in the facility equals the overall number that would be required if the facility were newly constructed. For example, if 20 patient bedrooms are being altered in the obstetrics department of a hospital, two of the altered rooms must be made accessible. If, within the same hospital, 20 patient bedrooms are being altered in a unit that specializes in treating mobility impairments, all of the altered rooms must be made accessible. If toilet rooms or bathrooms are part of patient bedrooms that are added or altered and required to be accessible, each toilet room or bathroom shall comply with part 1341.0640.

Statutory Authority: *MS s 16B.59 to 16B.75*

History: 23 SR 2042

1341.0620 ADAAG 6.2: ENTRANCES.

At least one accessible entrance that complies with part 1341.0444 shall be protected from the weather by a canopy or roof overhang. The entrances shall incorporate a passenger loading zone that complies with part 1341.0428, subpart 6.

Statutory Authority: *MS s 16B.59 to 16B.75*

History: 23 SR 2042

1341.0630 ADAAG 6.3: PATIENT BEDROOMS.

Accessible patient bedrooms shall be provided in compliance with parts 1341.0401 to 1341.0488. Accessible patient bedrooms shall comply with items A to C.

A. **ADAAG 6.3(1)**: Each bedroom shall have doors that comply with part 1341.0442.

B. **ADAAG 6.3(2)**: Each bedroom shall have adequate space to provide a maneuvering space that complies with part 1341.0420, subpart 3. In rooms with two beds, it is preferable that this space be located between beds.

C. **ADAAG 6.3(3)**: Each bedroom shall have adequate space to provide a minimum clear floor space of 36 inches (915 mm) along each side of the bed and to provide an accessible route complying with part 1341.0422, subpart 3, to each side of each bed.

Statutory Authority: *MS s 16B.59 to 16B.75*

History: 23 SR 2042

1341.0640 ADAAG 6.4: PATIENT TOILET ROOMS.

If toilet rooms or bathrooms are provided as a part of a patient bedroom, each patient bedroom that is required to be accessible shall have an accessible toilet room or bathroom that complies with part 1341.0460 or 1341.0462 and shall be on an accessible route.

Statutory Authority: *MS s 16B.59 to 16B.75*

History: 23 SR 2042

BUSINESS AND MERCANTILE

1341.0710 ADAAG 7.1: GENERAL.

In addition to the requirements of parts 1341.0401 to 1341.0488, the design of all areas used for business transactions with the public shall comply with parts 1341.0710 to 1341.0740.

Statutory Authority: *MS s 16B.59 to 16B.75*

History: *23 SR 2042*

1341.0720 ADAAG 7.2: SALES AND SERVICE COUNTERS; TELLER AND SALES WINDOWS; INFORMATION COUNTERS.

Subpart 1. **ADAAG 7.2(1): Assistance counters.** If counters or windows are provided for sales or distribution of goods or services or to provide information or registration to the general public, five percent, but not less than one, of each type of counter or window shall have a portion of the main counter that is at least 36 inches (915 mm) in length with a maximum height of 36 inches (915 mm) above the floor. Accessible counters or windows shall be:

- A. provided in a prominent location;
- B. located on an accessible route; and
- C. evenly dispersed throughout the building or facility.

EXCEPTION 1: Drive-up windows.

EXCEPTION 2: The maximum counter height on accessible conveyor-type check-out aisles shall not exceed 38 inches (965 mm) above the finished floor. The top of the lip shall not exceed 40 inches (1,015 mm) above the finished floor.

Subp. 2. **ADAAG 7.2(3): Voice communication in solid partitions or security glazing.** In public facilities where counters or teller windows have solid partitions or security glazing to separate personnel from the public, at least one of each type shall provide a method to facilitate voice communication. The methods may include, but are not limited to, grilles, slats, talk-through baffles, intercoms, or telephone handset devices. The method of communication shall be accessible to both individuals who use wheelchairs and individuals who have difficulty bending or stooping. If provided for public use, at least one telephone communication device shall be equipped with volume controls complying with part 1341.0478, subpart 5. Hand-operable communications devices, if provided, shall comply with part 1341.0470.

Statutory Authority: *MS s 16B.59 to 16B.75*

History: *23 SR 2042*

1341.0730 ADAAG 7.3: CHECK-OUT AISLES.

Subpart 1. **ADAAG 7.3(1): Number of accessible aisles.** In new construction, accessible check-out aisles shall be provided in conformance with the following table:

Total Check-out Aisles of Each Design	Minimum Number of Accessible Check-out Aisles of Each Design
1 to 4	1
5 to 8	2
9 to 15	3
over 15	3, plus 20 percent of additional aisles

EXCEPTION 1: In new construction, where the selling space is under 5,000 square feet, only one check-out aisle is required to be accessible.

EXCEPTION 2: In alterations, at least one check-out aisle shall be accessible in facilities under 5,000 square feet of selling space. In facilities of 5,000 or more square

feet of selling space, at least one of each design of check-out aisle shall be made accessible when altered until the number of accessible check-out aisles of each design equals the number required in new construction.

Examples of check-out aisles of different design include those which are specifically designed to serve different functions. Different design includes, but is not limited to, the length of belt or no belt, or permanent signage designating the aisle as an express lane.

Subp. 2. ADAAG 7.3(2): Clear aisle width. Clear aisle width for accessible check-out aisles shall comply with part 1341.0420, subpart 1, and the maximum adjoining counter height shall not exceed 36 inches (915 mm) above the finished floor. The top of the lip shall not exceed 38 inches (965 mm) above the finished floor.

Subp. 3. ADAAG 7.3(3): Accessible aisle signage. Signage identifying accessible check-out aisles shall comply with part 1341.0476, subpart 7, and shall be mounted above the check-out aisle in the same location where the check-out number or type of check-out is displayed.

Statutory Authority: *MS s 16B.59 to 16B.75*

History: 23 SR 2042

1341.0740 ADAAG 7.4: SECURITY BOLLARDS.

Subpart 1. Shopping cart security. Any device used to prevent the removal of shopping carts from store premises shall not prevent access or egress to people in wheelchairs.

Subp. 2. Fixed security barriers. At least one accessible route complying with part 1341.0422 shall be provided through fixed security barriers at each single barrier or group of security barriers. A group is two or more security barriers immediately adjacent to each other at a single location. If security barriers incorporate equipment such as metal detectors, fluoroscopes, or other similar devices that cannot be made accessible, an accessible route shall be provided adjacent to the security screening devices to facilitate an equivalent circulation path.

Statutory Authority: *MS s 16B.59 to 16B.75*

History: 23 SR 2042

LIBRARIES; MEDIA CENTERS

1341.0810 ADAAG 8.1: GENERAL.

In addition to the requirements of parts 1341.0401 to 1341.0488, the design of all public areas of a library shall comply with parts 1341.0810 to 1341.0850, including reading and study areas, stacks, reference rooms, reserve areas, and special facilities or collections.

Statutory Authority: *MS s 16B.59 to 16B.75*

History: 23 SR 2042

1341.0820 ADAAG 8.2: READING AND STUDY AREAS.

Five percent, but not less than one, of each element of fixed seating, tables, or study carrels shall comply with parts 1341.0420 and 1341.0480. Clearances between fixed accessible tables and between study carrels shall comply with part 1341.0422.

Statutory Authority: *MS s 16B.59 to 16B.75*

History: 23 SR 2042

1341.0830 ADAAG 8.3: CHECK-OUT AREAS.

At least one lane at each check-out area shall comply with part 1341.0720. Any traffic control or book security gates or turnstiles shall comply with part 1341.0442.

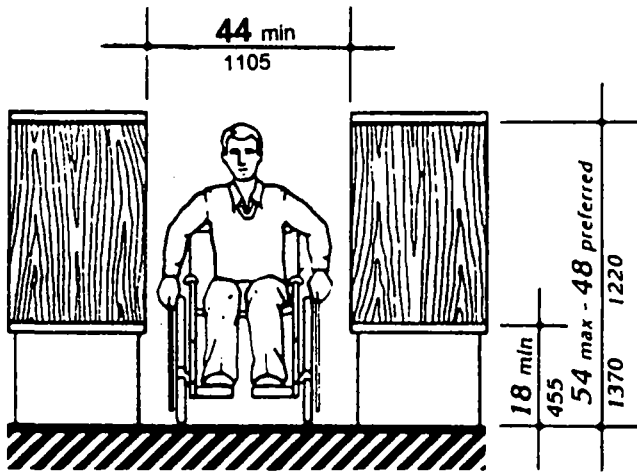
Statutory Authority: *MS s 16B.59 to 16B.75*

History: 23 SR 2042

1341.0840 ADAAG 8.4: CARD CATALOGS AND MAGAZINE DISPLAYS.

Subpart 1. **Aisle space; reach height.** Minimum clear aisle space at card catalogs and magazine displays shall comply with Figure 55. Maximum reach height shall comply with part 1341.0420, with a preferred height of 48 inches (1,220 mm), irrespective of approach allowed.

FIGURE 55
CARD CATALOG



Subp. 2. **Computers.** Computer card catalog stations and other areas with public access computer terminals shall provide accessible seating and tables that comply with part 1341.0820.


Statutory Authority: *MS s 16B.59 to 16B.75*

History: *23 SR 2042*

1341.0850 ADAAG 8.5: STACKS.

Minimum clear aisle width between stacks shall be a minimum of 44 inches (1,105 mm) when books or other objects are provided on both sides of the aisle and a minimum of 36 inches (915 mm) when books or other objects are on one side only. Shelf height in stack areas is unrestricted. See Figure 56.

FIGURE 56
STACKS



Statutory Authority: *MS s 16B.59 to 16B.75*
History: *23 SR 2042*

ACCESSIBLE TRANSIENT LODGING

1341.0910 ADAAG 9(1) and 9.1: HOTELS, MOTELS, INNS, BOARDING HOUSES, DORMITORIES, RESORTS, AND OTHER SIMILAR PLACES OF TRANSIENT LODGING.

Except as specified in parts 1341.0910 to 1341.0950, accessible transient lodging shall comply with parts 1341.0401 to 1341.0488. Transient lodging includes facilities or portions of facilities used for sleeping accommodations, when not classed as a medical care facility.

A. ADAAG 9.1.1: All public use and common use areas are required to be designed and constructed to comply with parts 1341.0401 to 1341.0488.

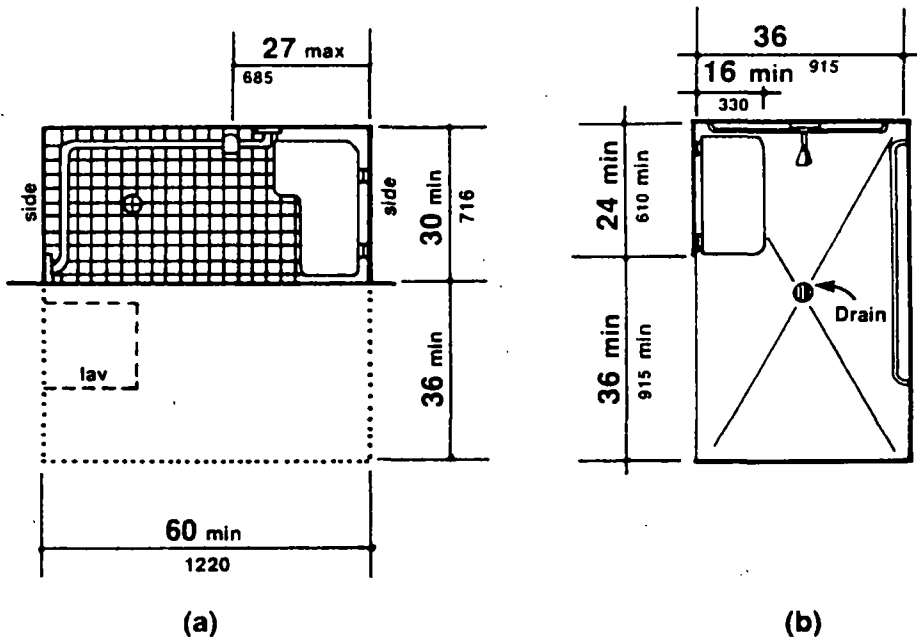
EXCEPTION 1: Parts 1341.0910 to 1341.0940 do not apply to an establishment located within a building that contains not more than five rooms for rent or hire and that is actually occupied by the proprietor of the establishment as the residence of the proprietor.

EXCEPTION 2: The elevator requirements of part 1341.0405, item E, do not apply to two-story structures with not more than 100 sleeping rooms where facilities similar to those provided on the inaccessible level are also provided on the accessible level.

B. ADAAG 9.1.2: Accessible sleeping rooms or suites that comply with parts 1341.0920 and 1341.0930 shall be provided in conformance with the table in this item. In addition, in hotels of 51 or more sleeping rooms or suites, additional accessible sleeping rooms or suites that include a roll-in shower shall also be provided in conformance with the table in this item. The accommodations shall comply with parts 1341.0458 and 1341.0920 and Figure 57(a) or (b).

Number of Rooms	Accessible Rooms	Room with Roll-in Showers
1 to 25	1	
26 to 50	2	
51 to 75	3	1
76 to 100	4	1
101 to 150	5	2
151 to 200	6	2
201 to 300	7	3
301 to 400	8	4
401 to 500	9	4, plus one for each additional 100 over 400
501 to 1,000	2 percent of total	
1,001 and over	20, plus 1 for each 100 over 1,000	

FIGURE 57
ROLL-IN SHOWER WITH FOLDING SEAT



C. ADAAG 9.1.3: In addition to the accessible sleeping rooms and suites required by item B, sleeping rooms and suites that comply with part 1341.0930 shall be provided in conformance with the following table:

Number of Rooms	Accessible Rooms
1 to 25	1

25 to 50	2
51 to 75	3
76 to 100	4
101 to 150	5
151 to 200	6
201 to 300	7
301 to 400	8
401 to 500	9
501 to 1,000	2 percent of total
1,001 and over	20, plus one for each 100 over 1,000

D. ADAAG 9.1.4: Classes of sleeping accommodations are as described in subitems (1) and (2).

(1) **ADAAG 9.1.4(1):** To provide persons with disabilities a range of options equivalent to those available to other persons served by the facility, sleeping rooms and suites required to be accessible by item B shall be dispersed among the various classes of sleeping accommodations available to patrons of the place of transient lodging. Factors to be considered include room size, cost, amenities provided, and number of beds provided. Dispersion of accessible rooms shall not increase the number of accessible rooms required.

(2) **ADAAG 9.1.4(2):** For purposes of parts 1341.0910 to 1341.0950, equivalent facilitation means the operator of a facility elects to limit construction of accessible rooms to those intended for multiple occupancy, provided that the rooms are made available at the cost of a single occupancy room to an individual with disabilities who requests a single-occupancy room.

E. ADAAG 9.1.5: If sleeping rooms are being altered in an existing facility or a portion of the facility subject to the requirements of this part, at least one sleeping room or suite that complies with parts 1341.0920 and 1341.0930 shall be provided for each 25 sleeping rooms, or fraction of them, of rooms being altered until the number of the rooms provided equals the number required to be accessible with item B. In addition, at least one sleeping room or suite that complies with part 1341.0930 shall be provided for each 25 sleeping rooms, or fraction of them, of rooms being altered until the number of the rooms equals the number required to be accessible by item C.

Statutory Authority: *MS s 16B.59 to 16B.75*

History: 23 SR 2042

1341.0920 ADAAG 9.2: REQUIREMENTS FOR ACCESSIBLE UNITS, SLEEPING ROOMS, AND SUITES.

Subpart 1. **ADAAG 9.2.1: General.** Units, sleeping rooms, and suites required to be accessible by part 1341.0910 shall comply with this part.

Subp. 2. **ADAAG 9.2.2: Minimum requirements.** An accessible unit, sleeping room, or suite shall be on an accessible route complying with part 1341.0422 and have the accessible elements and spaces in items A to H.

A. ADAAG 9.2.2(1): Accessible sleeping rooms shall have a 36-inch (915-mm) clear width maneuvering space located along both sides of a bed, except that where two beds are provided, this requirement can be met by providing a 36-inch (915-mm) wide maneuvering space located between the two beds.

B. ADAAG 9.2.2(2): An accessible route complying with part 1341.0422 shall connect all accessible spaces and elements, including telephones, within the unit, sleeping room, or suite. This is not intended to require an elevator in multistory units as long as the spaces identified in items F and G are on accessible levels and the accessible sleeping area is suitable for dual occupancy.

C. **ADAAG 9.2.2(3):** Doors and doorways designed to allow passage into and within all sleeping rooms, suites, or other covered units shall comply with part 1341.0442.

D. **ADAAG 9.2.2(4):** If fixed or built-in storage facilities such as cabinets, shelves, closets, and drawers are provided in accessible spaces, at least one of each type provided shall contain storage space complying with part 1341.0466. Additional storage may be provided outside of the dimensions required by part 1341.0466.

E. **ADAAG 9.2.2(5):** All controls in accessible units, sleeping rooms, and suites shall comply with part 1341.0470.

F. **ADAAG 9.2.2(6):** If provided as part of an accessible unit, sleeping room, or suite, the following spaces shall be accessible and shall be on an accessible route:

- (1) **ADAAG 9.2.2(6)(a):** the living area;
- (2) **ADAAG 9.2.2(6)(b):** the dining area;
- (3) **ADAAG 9.2.2(6)(c):** at least one sleeping area;
- (4) **ADAAG 9.2.2(6)(d):** patios, terraces, or balconies;

EXCEPTION: The requirements of parts 1341.0422, subpart 8; and 1341.0442, subpart 8, do not apply if it is necessary to use a higher door threshold or a change in level to protect the integrity of the unit from wind or water damage. If this exception results in patios, terraces, or balconies that are not at an accessible level, equivalent facilitation shall be provided, such as raised decking or a ramp to provide accessibility;

(5) **ADAAG 9.2.2(6)(e):** at least one full bathroom, such as one with a water closet, a lavatory, and a bathtub or shower;

(6) **ADAAG 9.2.2(6)(f):** if only half baths are provided, at least one half bath; and

(7) **ADAAG 9.2.2(6)(g):** carports, garages, or parking spaces.

G. **ADAAG 9.2.2(7):** If provided as an accessory to a sleeping room or suite, kitchens, kitchenettes, wet bars, or similar amenities shall be accessible. Clear floor space for a front or parallel approach to cabinets, counters, sinks, and appliances shall be provided to comply with part 1341.0420, subpart 4. Counter tops and sinks shall be mounted at a maximum height of 34 inches (865 mm) above the floor. At least 50 percent of shelf space in cabinets or refrigerator/freezers shall be within the reach ranges of part 1341.0420, subpart 5 or 6, and space shall be designed to allow for the operation of cabinet and appliance doors so that all cabinets and appliances are accessible and usable. Controls and operating mechanisms shall comply with part 1341.0470.

H. **ADAAG 9.2.2(8):** Sleeping room accommodations for persons with hearing impairments required by part 1341.0910 and complying with part 1341.0930 shall be provided in the accessible sleeping room or suite.

Statutory Authority: *MS s 16B.59 to 16B.75*

History: *23 SR 2042*

1341.0930 ADAAG 9.3: VISUAL ALARMS, NOTIFICATION DEVICES, AND TELEPHONES.

Subpart 1. **ADAAG 9.3.1: General.** In sleeping rooms required to comply with parts 1341.0910 to 1341.0950, auxiliary visual alarms shall be provided and shall comply with part 1341.0472, subpart 4. Visual notification devices shall also be provided in units, sleeping rooms, and suites to alert room occupants of incoming telephone calls and a door knock or bell. Notification devices shall not be connected to auxiliary visual alarm signal appliances. Permanently installed telephones shall have volume controls complying with part 1341.0478, subpart 5. An accessible electrical outlet within four feet (1220 mm) of a telephone connection shall be provided to facilitate the use of a TTY.

Subp. 2. **ADAAG 9.3.2: Equivalent facilitation.** For purposes of parts 1341.0910 to 1341.0950, equivalent facilitation shall include the installation of electrical outlets, including outlets connected to a facility's central alarm system, and telephone wiring in

sleeping rooms and suites to enable persons with hearing impairments to use portable visual alarms and communication devices provided by the operator of the facility.

Statutory Authority: *MS s 16B.59 to 16B.75*

History: *23 SR 2042*

1341.0940 ADAAG 9.4: OTHER SLEEPING ROOMS AND SUITES.

Doors and doorways designed to allow passage into and within all sleeping units not required to be accessible shall comply with part 1341.0442, subpart 5.

Statutory Authority: *MS s 16B.59 to 16B.75*

History: *23 SR 2042*

1341.0950 ADAAG 9.5: TRANSIENT LODGING IN HOMELESS SHELTERS, HALF-WAY HOUSES, TRANSIENT GROUP HOMES, AND OTHER SOCIAL SERVICE ESTABLISHMENTS.

Subpart 1. **ADAAG 9.5.1: New construction.** In new construction, all public use and common use areas are required to be designed and constructed to comply with parts 1341.0401 to 1341.0488.

EXCEPTION: If elevators are not provided as allowed in part 1341.0405, item E, accessible amenities are not required on inaccessible floors as long as one of each type is provided in common areas on accessible floors.

Subp. 2. **ADAAG 9.5.2: Alterations.**

A. **ADAAG 9.5.2(1):** For social service establishments that are not homeless shelters:

(1) **ADAAG 9.5.2(1)(a):** subpart 3 and part 1341.0910, item E, apply to sleeping rooms and beds; and

(2) **ADAAG 9.5.2(1)(b):** alteration of other areas shall be consistent with the new construction provisions of subpart 1.

B. **ADAAG 9.5.2(2):** Subitems (1) to (6) govern alterations to homeless shelters.

(1) **ADAAG 9.5.2(2)(a):** At least one public entrance shall be accessible and be located on an accessible route.

(2) **ADAAG 9.5.2(2)(b):** Sleeping space for homeless persons as provided in the scoping provisions of part 1341.0910, item B, shall include doors to the sleeping area with a minimum clear width of 32 inches (815 mm) and maneuvering space around the beds for persons with mobility impairments complying with part 1341.0920, subpart 2, item A.

(3) **ADAAG 9.5.2(2)(c):** At least one toilet room for each gender or one unisex toilet room shall have a minimum clear door width of 32 inches (815 mm), a minimum turning space complying with part 1341.0420, subpart 3, one water closet complying with part 1341.0448, one lavatory complying with part 1341.0454 with a privacy latch on the door, and, if provided, at least one bathtub or shower shall comply with part 1341.0456 or 1341.0458, respectively.

(4) **ADAAG 9.5.2(2)(d):** At least one common area shall be located on an accessible route.

(5) **ADAAG 9.5.2(2)(e):** At least one accessible route shall be provided connecting subitems (1) to (4).

(6) **ADAAG 9.5.2(2)(f):** Homeless shelters can comply with subitems (1) to (5) by providing the elements in subitems (1) to (5) on one accessible floor.

Subp. 3. **ADAAG 9.5.3: Accessible sleeping accommodations in new construction.** Accessible sleeping rooms shall be provided in conformance with the table in part 1341.0910, item B, and shall comply with parts 1341.0920 and 1341.0930. Additional sleeping rooms that comply with part 1341.0930 shall be provided in conformance with the table in part 1341.0910, item C.

In facilities with multibed rooms or spaces, a percentage of the beds equal to those in the table in part 1341.0910, item B, shall comply with part 1341.0920, subpart 2, item A.

Statutory Authority: *MS s 16B.59 to 16B.75*

History: *23 SR 2042*

TRANSPORTATION FACILITIES

1341.1010 ADAAG 10.1: GENERAL.

Every station, bus stop, bus stop pad, terminal, building, or other transportation facility shall comply with parts 1341.0401 to 1341.1050.

Statutory Authority: *MS s 16B.59 to 16B.75*

History: *23 SR 2042*

1341.1020 ADAAG 10.2: BUS STOPS AND TERMINALS.

Subpart 1. ADAAG 10.2.1: New construction.

A. **ADAAG 10.2.1(1):** New bus stop pads constructed at bus stops, bays, or other areas where a lift or ramp is to be deployed shall have a firm, stable surface; have a minimum clear length of 96 inches (2,440 mm), measured from the curb or vehicle roadway edge, and a minimum clear width of 60 inches (1,525 mm), measured parallel to the vehicle roadway, to the maximum extent allowed by legal or site constraints; and be connected to streets, sidewalks, or pedestrian paths by an accessible route complying with parts 1341.0422 and 1341.0424. The slope of the pad parallel to the roadway shall, to the extent practicable, be the same as the roadway. For water drainage, a maximum slope of 1:50 (two percent) perpendicular to the roadway is allowed.

B. **ADAAG 10.2.1(2):** Any new or replaced bus shelters shall be installed or positioned to permit a wheelchair or mobility aid user to enter from the public way and to reach a location, having a minimum clear floor area of 30 inches (760 mm) by 48 inches (1,220 mm), entirely within the perimeter of the shelter. The shelters shall be connected by an accessible route to the boarding area provided under item A.

C. **ADAAG 10.2.1(3):** Any new bus route identification signs shall comply with part 1341.0476, subpart 5. In addition, to the maximum extent practicable, all new bus route identification signs shall comply with part 1341.0476, subparts 2 and 3. Signs that are sized to the maximum dimensions permitted under legitimate local, state, or federal regulations or ordinances shall be considered in compliance with part 1341.0476, subparts 2 and 3, for purposes of this part.

EXCEPTION: Bus schedules, timetables, or maps that are posted at the bus stop or bus bay are not required to comply with this item.

Subp. 2. ADAAG 10.2.2: Bus stop siting and alterations.

A. **ADAAG 10.2.2(1):** Bus stop sites shall be chosen so that, to the maximum extent practicable, the areas where lifts or ramps are to be deployed comply with subpart 1, items A and B.

B. **ADAAG 10.2.2(2):** If new bus route identification signs are installed or old signs are replaced, they shall comply with subpart 1, item C.

Statutory Authority: *MS s 16B.59 to 16B.75*

History: *23 SR 2042*

1341.1030 ADAAG 10.3: FIXED FACILITIES AND STATIONS.

Subpart 1. **ADAAG 10.3.1: New construction.** New stations in rapid rail, light rail, commuter rail, intercity bus, intercity rail, high speed rail, and other fixed guideway systems such as automated guideway transit or monorails shall comply with items A to S.

A. **ADAAG 10.3.1(1):** Elements such as ramps, elevators, or other circulation devices; fare vending or other ticketing areas; and fare collection areas shall be placed

to minimize the distance that wheelchair users and other persons who cannot negotiate steps may have to travel compared to the general public. The circulation path, including an accessible entrance and an accessible route, for persons with disabilities shall, to the maximum extent practicable, coincide with the circulation path for the general public. If the circulation path is different, signage complying with part 1341.0476, subparts 1, 2, 3, 5, and 7, item A, shall be provided to indicate direction to and identify the accessible entrance and accessible route.

B. ADAAG 10.3.1(2): If different entrances to a station serve different transportation fixed routes or groups of fixed routes, at least one entrance serving each group or route shall comply with part 1341.0444. All accessible entrances shall, to the maximum extent practicable, coincide with those used by the majority of the general public.

C. ADAAG 10.3.1(3): Direct connections to commercial, retail, or residential facilities shall have an accessible route complying with part 1341.0422 from the point of connection to boarding platforms and all transportation system elements used by the public. Any elements provided to facilitate future direct connections shall be on an accessible route connecting boarding platforms and all transportation system elements used by the public.

D. ADAAG 10.3.1(4): If signs are provided at entrances to stations identifying the station or the entrance, or both, at least one sign at each entrance shall comply with part 1341.0476, subparts 4 and 6. The signs shall be placed in uniform locations at entrances within the transit system to the maximum extent practicable.

EXCEPTION: If the station has no defined entrance, but signage is provided, then the accessible signage shall be placed in a central location.

E. ADAAG 10.3.1(5): Stations covered by parts 1341.1010 to 1341.1050 shall have identification signs complying with part 1341.0476, subparts 1, 2, 3, and 5. Signs shall be placed at frequent intervals and shall be clearly visible from within the vehicle on both sides when not obstructed by another train. If station identification signs are placed close to vehicle windows, such as on the side opposite from boarding, each shall have the top of the highest letter or symbol below the top of the vehicle window and the bottom of the lowest letter or symbol above the horizontal midline of the vehicle window.

F. ADAAG 10.3.1(6): Lists of stations, routes, or destinations served by the station and located on boarding areas, platforms, or mezzanines shall comply with part 1341.0476, subparts 1, 2, 3, and 5. A minimum of one sign identifying the specific station and complying with part 1341.0476, subparts 4 and 6, shall be provided on each platform or boarding area. All signs described in this item shall, to the maximum extent practicable, be placed in uniform locations within the transit system.

G. ADAAG 10.3.1(7): Automatic fare vending, collection, and adjustment or add-fare systems shall comply with part 1341.0484, subparts 2, 3, 4, and 5. At each accessible entrance, the devices shall be located on an accessible route. If self-service fare collection devices are provided for the use of the general public, at least one accessible device for entering, and at least one for exiting, unless one device serves both functions, shall be provided at each accessible point of entry or exit. Accessible fare collection devices shall have a minimum clear opening width of 32 inches (815 mm); shall permit passage of a wheelchair; and, where provided, coin or card slots and controls necessary for operation shall comply with part 1341.0470. Gates that must be pushed open by wheelchair or mobility aid users shall have a smooth continuous surface extending from two inches (50 mm) to 27 inches (685 mm) above the floor and shall comply with part 1341.0442. If the circulation path does not coincide with that used by the general public, accessible fare collection systems shall be located at or adjacent to the accessible point of entry or exit.

H. ADAAG 10.3.1(8): Platform edges bordering a drop-off and not protected by platform screens or guard rails shall have a detectable warning. The detectable warning shall comply with part 1341.0474, subpart 2, and shall be 24 inches (610 mm) wide running the full length of the platform drop-off.

I. **ADAAG 10.3.1(9):** In stations covered by parts 1341.1010 to 1341.1050, rail-to-platform height in new stations shall be coordinated with the floor height of new vehicles so that the vertical difference, measured when the vehicle is at rest, is within plus or minus five-eighths inch (16 mm) under normal passenger load conditions. For rapid rail, light rail, commuter rail, high speed rail, and intercity rail systems in new stations, the horizontal gap, measured when the new vehicle is at rest, shall be no greater than three inches (75 mm). For slow moving automated guideway people mover transit systems, the horizontal gap in new stations shall be no greater than one inch (25 mm).

EXCEPTION 1: Existing vehicles operating in new stations may have a vertical difference with respect to the new platform within plus or minus 1-1/2 inches (37 mm).

EXCEPTION 2: In light rail, commuter rail, and intercity rail systems where it is not operationally or structurally feasible to meet the horizontal gap or vertical difference requirements, mini-high platforms, car-borne or platform-mounted lifts, ramps or bridge plates, or similar manually deployed devices shall suffice.

J. **ADAAG 10.3.1(10):** Stations shall not be designed or constructed to require persons with disabilities to board or alight from a vehicle at a location other than one used by the general public.

K. **ADAAG 10.3.1(11):** Illumination levels in the areas where signage is located shall be uniform and shall minimize glare on signs. Lighting along circulation routes shall be of a type and configuration to provide uniform illumination.

L. **ADAAG 10.3.1(12):** If provided, public telephones shall be provided according to part 1341.0405, item Q.

M. **ADAAG 10.3.1(13):** If it is necessary to cross tracks to reach boarding platforms, the route surface shall be level and flush with the rail top at the outer edge and between the rails, except for a maximum 2-1/2 inch (62 mm) gap on the inner edge of each rail to permit passage of wheel flanges. The crossings shall comply with part 1341.0474, subpart 5. If gap reduction is not practicable, an above-grade or below-grade accessible route shall be provided.

N. **ADAAG 10.3.1(14):** If public address systems are provided to convey information to the public in terminals, stations, or other fixed facilities, a means of conveying the same or equivalent information to persons with hearing loss or who are deaf shall be provided.

O. **ADAAG 10.3.1(15):** If clocks are provided for use by the general public, the clock face shall be uncluttered so that its elements are clearly visible. Hands, numerals, or digits shall contrast with the background either light-on-dark or dark-on-light. If clocks are mounted overhead, numerals or digits shall comply with part 1341.0476, subpart 3. Clocks shall be placed in uniform locations throughout the facility and system to the maximum extent practicable.

P. **ADAAG 10.3.1(16):** If provided in below-grade stations, escalators shall have a minimum clear width of 32 inches (815 mm). At the top and bottom of each escalator run, at least two contiguous treads shall be level beyond the comb plate before the risers begin to form. All escalator treads shall be marked by a strip of clearly contrasting color, two inches (50 mm) in width, placed parallel to and on the nose of each step. The strip shall be of a material that is at least as slip-resistant as the remainder of the tread. The edge of the tread shall be apparent from both ascending and descending directions.

Q. **ADAAG 10.3.1(17):** Any elevators shall be glazed or have transparent panels to allow an unobstructed view both into and out of the car. Elevators shall comply with part 1341.0436.

EXCEPTION: Elevator cars with a clear floor area in which a 60-inch (1,525-mm) diameter circle can be inscribed may be substituted for the minimum car dimensions of Figure 22 in part 1341.0436, subpart 9.

R. **ADAAG 10.3.1(18):** Any ticketing areas shall permit persons with disabilities to obtain a ticket and check baggage and shall comply with part 1341.0720.

S. **ADAAG 10.3.1(19)**: Any baggage check-in and retrieval systems shall be on an accessible route complying with part 1341.0422 and shall have space immediately adjacent complying with part 1341.0420. If unattended security barriers are provided, at least one gate shall comply with part 1341.0442. Gates that must be pushed open by wheelchair or mobility aid users shall have a smooth, continuous surface extending from two inches (50 mm) to 27 inches (685 mm) above the floor.

Subp. 2. **ADAAG 10.3.2: Existing facilities; key stations**. Alterations to existing facilities shall comply with parts 1341.0401 to 1341.0488 unless technically infeasible.

Statutory Authority: *MS s 16B.59 to 16B.75*

History: *23 SR 2042*

1341.1040 ADAAG 10.4 and 10.4.1: AIRPORTS; NEW CONSTRUCTION.

Subpart 1. **ADAAG 10.4.1(1): Minimized travel distance**. Elements such as ramps, elevators or other vertical circulation devices, ticketing areas, security checkpoints, or passenger waiting areas shall be placed to minimize the distance that wheelchair users and other persons who cannot negotiate steps may have to travel compared to the general public.

Subp. 2. **ADAAG 10.4.1(2): Circulation path**. The circulation path, including an accessible entrance and an accessible route, for persons with disabilities shall, to the maximum extent practicable, coincide with the circulation path for the general public. If the circulation path is different, directional signage complying with part 1341.0476, subparts 1, 2, 3, and 5, shall be provided that indicates the location of the nearest accessible entrance and its accessible route.

Subp. 3. **ADAAG 10.4.1(3): Ticketing areas**. Ticketing areas shall permit persons with disabilities to obtain a ticket and check baggage and shall comply with part 1341.0720.

Subp. 4. **ADAAG 10.4.1(4): Public telephones**. Any public telephones shall comply with part 1341.0405, item Q. Additionally, if public telephones are located in any of the following locations, at least one public TTY shall also be provided in that location:

- A. **ADAAG 10.4.1(4)(a)**: a main terminal outside the security areas;
- B. **ADAAG 10.4.1(4)(b)**: a concourse within the security areas; or
- C. **ADAAG 10.4.1(4)(c)**: a baggage claim area in a terminal.

Subp. 5. **ADAAG 10.4.1(5): Baggage systems**. Baggage check-in and retrieval systems shall be on an accessible route complying with part 1341.0422 and shall have space immediately adjacent complying with part 1341.0420, subpart 4. If unattended security barriers are provided, at least one gate shall comply with part 1341.0442. Gates that must be pushed open by wheelchair or mobility aid users shall have a smooth, continuous surface extending from two inches (50 mm) to 27 inches (685 mm) above the floor.

Subp. 6. **ADAAG 10.4.1(6): Terminal information systems**. Terminal information systems that broadcast information to the general public through a public address system shall provide a means to provide the same or equivalent information to persons with hearing loss or who are deaf. The methods may include, but are not limited to, visual paging systems using video monitors and computer technology. For persons with certain types of hearing loss, the methods may include, but are not limited to, an assistive listening system complying with part 1341.0482, subpart 7.

Subp. 7. **ADAAG 10.4.1(7): Clocks**. If clocks are provided for use by the general public, the clock face shall be uncluttered so that its elements are clearly visible. Hands, numerals, or digits shall contrast with their background either light-on-dark or dark-on-light. If clocks are mounted overhead, numerals or digits shall comply with part 1341.0476, subpart 3. Clocks shall be placed in uniform locations throughout the facility to the maximum extent practicable.

Subp. 8. **ADAAG 10.4.1(8): Security systems**. In public facilities that are airports, at least one accessible route complying with part 1341.0422 shall be provided through

fixed security barriers at each single barrier or group of security barriers. A group is two or more security barriers immediately adjacent to each other at a single location. If security barriers incorporate equipment such as metal detectors, fluoroscopes, or other similar devices that cannot be made accessible, an accessible route shall be provided adjacent to the security screening devices to facilitate an equivalent circulation path. The circulation path shall permit persons with disabilities passing through security barriers to maintain visual contact with their personal items to the same extent provided other members of the general public.

EXCEPTION: Doors, doorways, and gates designed to be operated only by security personnel shall be exempt from part 1341.0442, subparts 9, 11, and 12.

Statutory Authority: *MS s 16B.59 to 16B.75*

History: *23 SR 2042*

JUDICIAL, LEGISLATIVE, AND REGULATORY FACILITIES

1341.1110 ADAAG 11.1: GENERAL.

In addition to the requirements in parts 1341.0401 to 1341.0488 and this part, judicial facilities shall comply with part 1341.1120 and legislative and regulatory facilities shall comply with part 1341.1130.

A. ADAAG 11.1.1: If provided, at least one restricted entrance and one secured entrance to the facility shall be accessible in addition to the entrances required to be accessible by part 1341.0405, item H. Restricted entrances are those entrances used only by judges, public officials, facility personnel, or other authorized parties on a controlled basis. Secured entrances are those entrances to judicial facilities used only by detainees and detention officers.

EXCEPTION: At secured entrances, doors and doorways operated only by security personnel shall be exempt from part 1341.0442, subparts 9 to 12.

B. ADAAG 11.1.2: An accessible route complying with part 1341.0422 shall be provided through fixed security barriers at required accessible entrances. If security barriers incorporate equipment such as metal detectors, fluoroscopes, or other similar devices that cannot be made accessible, an accessible route shall be provided adjacent to the security screening devices to facilitate an equivalent circulation path.

C. ADAAG 11.1.3: If a two-way communication system is provided to gain admittance to a facility or to restricted areas within the facility, the system shall provide both visual and audible signals and shall comply with part 1341.0470.

Statutory Authority: *MS s 16B.59 to 16B.75*

History: *23 SR 2042*

1341.1120 ADAAG 11.2: JUDICIAL FACILITIES.

Subpart 1. ADAAG 11.2.1: Courtrooms.

A. ADAAG 11.2.1(1): Any elements and spaces in subitems (1) to (3) shall be on an accessible route complying with part 1341.0422. Areas that are raised or depressed and accessed by ramps or platform lifts with entry ramps shall provide unobstructed turning space complying with part 1341.0420, subpart 3.

EXCEPTION: Vertical access to raised judges' benches or courtroom stations need not be installed provided that the requisite areas, maneuvering spaces, and, if appropriate, electrical service are installed at the time of initial construction to allow future installation of a means of vertical access complying with part 1341.0432, 1341.0436, or 1341.0438 without requiring substantial reconstruction of the space.

(1) **ADAAG 11.2.1(1)(a):** If spectator, press, or other areas with fixed seats are provided, each type of seating area shall comply with part 1341.0405, item S, subitem (1).

(2) **ADAAG 11.2.1(1)(b):** Each jury box and witness stand shall have within its defined area clear floor space complying with part 1341.0420, subpart 4.

EXCEPTION: In alterations, accessible wheelchair spaces are not required to be located within the defined area of raised jury boxes or witness stands and may be located outside the spaces where ramp or lift access poses a hazard by restricting or projecting into a means of egress required by chapter 10 of the UBC.

(3) **ADAAG 11.2.1(1)(c):** Judges' benches, clerks' stations, bailiffs' stations, deputy clerks' stations, court reporters' stations, and litigants' and counsel stations shall comply with part 1341.0480.

B. ADAAG 11.2.1(2): Permanently installed assistive listening systems complying with part 1341.0482 shall be provided in each courtroom. The minimum number of receivers shall be four percent of the room occupant load, but not less than two receivers. An informational sign indicating the availability of an assistive listening system and complying with part 1341.0476, subparts 1, 2, 3, 5, and 7, item D, shall be posted in a prominent place.

Subp. 2. ADAAG 11.2.2: Jury assembly areas and jury deliberation areas. If provided in areas used for jury assembly or deliberation, the elements or spaces in items A and B shall be on an accessible route complying with part 1341.0422 and shall comply with items A and B.

A. ADAAG 11.2.2(1): Refreshment areas, kitchenettes, and fixed or built-in refreshment dispensers shall comply with part 1341.0920, subpart 2, item G.

B. ADAAG 11.2.2(2): If provided in rooms covered under this subpart, there shall be a drinking fountain in each room complying with part 1341.0446.

Subp. 3. ADAAG 11.2.3: Courthouse holding facilities. This subpart governs courthouse holding facilities.

A. ADAAG 11.2.3(1): Any facilities for detainees, including central holding cells and court-floor holding cells, shall comply with subitems (1) and (2).

(1) **ADAAG 11.2.3(1)(a):** If separate central holding cells are provided for adult male, juvenile male, adult female, or juvenile female, one of each type shall comply with item B. If central-holding cells that are not separated by age or sex are provided, at least one cell complying with item B shall be provided.

(2) **ADAAG 11.2.3(1)(b):** If separate court-floor holding cells are provided for adult male, juvenile male, adult female, or juvenile female, each courtroom shall be served by one cell of each type complying with item B. If court-floor holding cells that are not separated by age or sex are provided, courtrooms shall be served by at least one cell complying with item B. Cells may serve more than one courtroom.

B. ADAAG 11.2.3(2): Accessible cells shall be on an accessible route complying with part 1341.0422. If provided, the elements or spaces in subitems (1) to (6) serving accessible cells shall be accessible and on an accessible route.

(1) **ADAAG 11.2.3(2)(a):** All doors and doorways to accessible spaces and on an accessible route shall comply with part 1341.0442.

EXCEPTION: Doors and doorways operated only by security personnel shall be exempt from part 1341.0442, subparts 9 to 12.

(2) **ADAAG 11.2.3(2)(b):** Toilet facilities shall comply with part 1341.0460 and bathing facilities shall comply with part 1341.0462. Privacy screens shall not intrude on the clear floor space required for fixtures or the accessible route.

(3) **ADAAG 11.2.3(2)(c):** Beds shall have maneuvering space at least 36 inches (915 mm) wide along one side. If more than one bed is provided in a cell, the maneuvering space provided at adjacent beds may overlap.

(4) **ADAAG 11.2.3(2)(d):** Drinking fountains shall be accessible to individuals who use wheelchairs according to part 1341.0446 and shall be accessible to those who have difficulty bending or stooping. This can be accomplished by the use of a hi-lo fountain; by providing one fountain accessible to those who use wheelchairs and one fountain at a standard height convenient for those who have difficulty bending; by providing a fountain accessible under part 1341.0446 and a water cooler; or by other means that would achieve the required accessibility for each group.

(5) **ADAAG 11.2.3(2)(e)**: Fixed or built-in seating, tables, or counters shall comply with part 1341.0480.

(6) **ADAAG 11.2.3(2)(f)**: Fixed benches shall be mounted at 17 inches (430 mm) to 19 inches (485 mm) above the finished floor and provide back support, such as attachment to a wall. The structural strength of the bench attachments shall comply with part 1341.0468, subpart 3.

C. **ADAAG 11.2.3(3)**: The elements in subitems (1) and (2), if provided, shall be located on an accessible route complying with part 1341.0422 and shall otherwise comply with this item.

(1) **ADAAG 11.2.3(3)(a)**: Five percent, but not less than one, of fixed cubicles shall comply with part 1341.0480 on both the visitor and detainee sides. If counters are provided, a portion at least 36 inches (915 mm) in length shall comply with part 1341.0480 on both the visitor and detainee sides.

(2) **ADAAG 11.2.3(3)(b)**: Solid partitions or security glazing that separate visitors from detainees shall comply with part 1341.0720, subpart 3.

Statutory Authority: *MS s 16B.59 to 16B.75*

History: *23 SR 2042*

1341.1130 ADAAG 11.3: LEGISLATIVE AND REGULATORY FACILITIES.

Assembly areas designated for public use, including public meeting rooms, hearing rooms, and chambers, shall comply with this part.

A. **ADAAG 11.3.1**: If provided, the elements and spaces in subitems (1) and (2) shall be on an accessible route complying with part 1341.0422. Areas that are raised or depressed and accessed by ramps or platform lifts with entry ramps shall provide unobstructed turning space complying with part 1341.0420, subpart 3.

(1) **ADAAG 11.3.1(1)**: If raised speakers' platforms are provided, at least one of each type shall be accessible.

(2) **ADAAG 11.3.1(2)**: If spectator, press, or other areas with fixed seats are provided, each type of seating area shall comply part 1341.0405, item S, subitem (1).

B. **ADAAG 11.3.2**: Each assembly area provided with a permanently installed audio-amplification system shall have a permanently installed assistive listening system. The minimum number of receivers shall be four percent of the room occupant load, but not less than two receivers. An informational sign indicating the availability of an assistive listening system and complying with part 1341.4076, subparts 1, 2, 3, 5, and 7, item D, shall be posted in a prominent place.

Statutory Authority: *MS s 16B.59 to 16B.75*

History: *23 SR 2042*

DETENTION AND CORRECTIONAL FACILITIES

1341.1210 ADAAG 12.1: GENERAL.

Parts 1341.1210 to 1341.1260 apply to jails, holding cells in police stations, prisons, juvenile detention centers, reformatories, and other institutional occupancies where occupants are under some degree of restraint or restriction for security reasons. Except as specified in parts 1341.1210 to 1341.1260, detention and correctional facilities shall comply with parts 1341.0401 to 1341.0488. All common use areas serving accessible cells or rooms and all public use areas are required to be designed and constructed to comply with parts 1341.0401 to 1341.0488.

EXCEPTION: Requirements for areas of rescue assistance in parts 1341.0405, item I; and 1341.0422, subparts 10 and 11, do not apply. Compliance with requirements for elevators in part 1341.0405, item E, and stairs in part 1341.0405, item D, is not required in multistory housing facilities where accessible cells or rooms, all common

use areas serving them, and all public use areas are on an accessible route. Compliance with part 1341.0405, item P, is not required in areas other than public use areas.

Statutory Authority: *MS s 16B.59 to 16B.75*

History: *23 SR 2042*

1341.1220 ADAAG 12.2: ENTRANCES AND SECURITY SYSTEMS.

Subpart 1. **ADAAG 12.2.1: Entrances.** Entrances used by the public, including those that are secured, shall be accessible as required by part 1341.0405, item H.

EXCEPTION: Compliance with part 1341.0442, subparts 9, 10, 11, and 12, is not required at entrances, doors, or doorways that are operated only by security personnel or where security requirements prohibit full compliance with those provisions.

Subp. 2. **ADAAG 12.2.2: Security systems.** If security systems are provided at public or other entrances required to be accessible by this part, an accessible route complying with part 1341.0422 shall be provided through fixed security barriers. If security barriers incorporate equipment such as metal detectors, fluoroscopes, or other similar devices that cannot be made accessible, an accessible route shall be provided adjacent to the security screening devices to facilitate an equivalent circulation path.

Statutory Authority: *MS s 16B.59 to 16B.75*

History: *23 SR 2042*

1341.1230 ADAAG 12.3: VISITING AREAS.

In noncontact visiting areas where inmates or detainees are separated from visitors, the elements in items A and B, if provided, shall be accessible and located on an accessible route complying with part 1341.0422.

A. **ADAAG 12.3(1):** Five percent, but not less than one, of fixed cubicles shall comply with part 1341.0480 on both the visitor and detainee or inmate sides. If accessible cubicles are enclosed or provided in rooms, a turning space complying with part 1341.0420, subpart 3, shall be provided within the cubicle or room on both the visitor and detainee or inmate sides. If counters are provided, a portion at least 36 inches (915 mm) in length shall comply with part 1341.0480 on both the visitor and detainee or inmate sides.

EXCEPTION: At noncontact visiting areas not serving accessible cells or rooms, the requirements of this item do not apply to the inmate or detainee side of cubicles or counters.

B. **ADAAG 12.3(2):** Solid partitions or security glazing separating visitors from inmates or detainees shall comply with part 1341.0720, subpart 3.

Statutory Authority: *MS s 16B.59 to 16B.75*

History: *23 SR 2042*

1341.1240 ADAAG 12.4: HOLDING AND HOUSING CELLS OR ROOMS; MINIMUM NUMBER.

Subpart 1. **ADAAG 12.4.1: Holding cells and general housing cells or rooms.** At least two percent, but not less than one, of the total number of housing or holding cells or rooms provided in a facility shall comply with part 1341.1250.

Subp. 2. **ADAAG 12.4.2: Special holding and housing cells or rooms.** In addition to the requirements of subpart 1, if special holding or housing cells or rooms are provided, at least one serving each purpose shall comply with part 1341.1250. Cells or rooms subject to this part include, but are not limited to, those used for purposes of orientation, protective custody, administrative or disciplinary detention, or segregation, detoxification, and medical isolation.

EXCEPTION: Cells or rooms specially designed without protrusions and to be used solely for purposes of suicide prevention are exempt from the requirement for grab bars at water closets in part 1341.0448, subpart 4.

Subp. 3. **ADAAG 12.4.3: Accessible cells or rooms for persons with hearing impairments.** In addition to the requirements of subpart 1, two percent, but not less than one, of general housing or holding cells or rooms equipped with audible emergency warning systems or permanently installed telephones within the cell or room shall comply with part 1341.1260.

Subp. 4. **ADAAG 12.4.4: Medical care facilities.** Medical care facilities providing physical or medical treatment or care shall comply with parts 1341.0610, 1341.0630, and 1341.0640, if persons may need assistance in emergencies and the period of stay may exceed 24 hours. Patient bedrooms or cells required to be accessible under parts 1341.0610 and 1341.0630 shall be provided in addition to any medical isolation cells required to be accessible under subpart 2.

Statutory Authority: *MS s 16B.59 to 16B.75*

History: *23 SR 2042*

1341.1250 ADAAG 12.5: REQUIREMENTS FOR ACCESSIBLE CELLS OR ROOMS.

Subpart 1. **ADAAG 12.5.1: General.** Cells or rooms required to be accessible by part 1341.1240 shall comply with this part.

Subp. 2. **ADAAG 12.5.2: Minimum requirements.** Accessible cells or rooms shall be on an accessible route complying with part 1341.0422. If provided to serve accessible housing or holding cells or rooms, the elements or spaces in items A to I shall be accessible and connected by an accessible route.

A. **ADAAG 12.5.2(1):** All doors and doorways on an accessible route shall comply with part 1341.0442.

EXCEPTION: Compliance with part 1341.0442, subparts 9 to 12, is not required at entrances, doors, or doorways that are operated only by security personnel or where security requirements prohibit full compliance with those provisions.

B. **ADAAG 12.5.2(2):** At least one toilet facility shall comply with part 1341.0460 and one bathing facility shall comply with part 1341.0462. Privacy screens shall not intrude on the clear floor space required for fixtures and the accessible route.

C. **ADAAG 12.5.2(3):** Beds shall have maneuvering space at least 36 inches (915 mm) wide along one side. If more than one bed is provided in a room or cell, the maneuvering space provided at adjacent beds may overlap.

D. **ADAAG 12.5.2(4):** At least one drinking fountain shall comply with part 1341.0446.

E. **ADAAG 12.5.2(5):** Five percent, but not less than one, of the fixed or built-in seating, tables, and counters shall comply with part 1341.0480.

F. **ADAAG 12.5.2(6):** At least one fixed bench shall be mounted at 17 inches (430 mm) to 19 inches (485 mm) above the finished floor and provide back support, such as attachment to a wall. The structural strength of the bench attachments shall comply with part 1341.0468, subpart 3.

G. **ADAAG 12.5.2(7):** Fixed or built-in storage facilities, such as cabinets, shelves, closets, and drawers, shall contain storage space complying with part 1341.0466.

H. **ADAAG 12.5.2(8):** All controls intended for operation by inmates shall comply with part 1341.0470.

I. **ADAAG 12.5.2(9):** Accommodations for persons with hearing impairments required by part 1341.1240, subpart 3, and complying with part 1341.1260 shall be provided in accessible cells or rooms.

Statutory Authority: *MS s 16B.59 to 16B.75*

History: *23 SR 2042*

1341.1260 ADAAG 12.6: VISUAL ALARMS AND TELEPHONES.

If audible emergency warning systems are provided to serve the occupants of holding or housing cells or rooms, visual alarms complying with part 1341.0472, subpart 4, shall be provided. If permanently installed telephones are provided within holding or

housing cells or rooms, they shall have volume controls complying with part 1341.0478, subpart 5.

EXCEPTION: Visual alarms are not required where inmates or detainees are not allowed independent means of egress.

Statutory Authority: *MS s 16B.59 to 16B.75*

History: *23 SR 2042*

DWELLING UNITS

1341.1610 DEFINITIONS.

Subpart 1. **Scope.** The terms used in this chapter have the meanings given them in this part.

Subp. 2. **Adaptable dwelling units.** "Adaptable dwelling units," when used with respect to covered multifamily dwellings, means dwelling units that include the features of adaptable design specified in parts 1341.1610 to 1341.1640.

Subp. 3. **Accessible dwelling units.** "Accessible dwelling units," when used with respect to covered multifamily dwellings, means dwelling units that include the features of accessible design specified in parts 1341.1610 to 1341.1640.

Subp. 4. **Bathroom.** "Bathroom" means a bathroom that includes a water closet (toilet), lavatory (sink), and bathtub or shower. For purposes of parts 1341.1610 to 1341.1640, a facility with only a water closet and lavatory is also considered a bathroom as is a compartmented bathroom. A compartmented bathroom is one in which the fixtures are distributed among interconnected rooms. A compartmented bathroom is considered a single unit and is subject to the requirements for bathrooms.

Subp. 5. **Congregate residence.** "Congregate residence" means a building or portion of a building that contains facilities for living, sleeping, and sanitation and may include facilities for eating and cooking, for occupancy by other than a family. A congregate residence may be a shelter, convent, monastery, dormitory, fraternity, or sorority house, but does not include jails, hospitals, nursing homes, hotels, or lodging houses.

Subp. 6. **Development.** "Development" means a building project consisting of one or more buildings containing dwelling units. A development may consist of several buildings having common elements or features, for example, a complex of the same type of dwelling units such as rows of single family attached, or units that share common areas such as parking or recreational facilities. If there are several buildings within a development, the total number of dwelling units provided within the development may be used to determine the number of accessible dwelling units required.

Subp. 7. **Ground floor.** "Ground floor" means a floor of a building containing dwelling units with a building entrance on an accessible route. A building may have one or more ground floors. If the first floor containing dwelling units is above grade, all units on that floor must be served by a building entrance on an accessible route. This floor shall be considered to be a ground floor. All units with separate exterior entries are also considered ground floor units.

Subp. 8. **Loft.** "Loft" means an intermediate level between the floor and ceiling of a story, located within a room or rooms of a dwelling.

Subp. 9. **Multifamily dwelling.** "Multifamily dwelling" means a building containing at least four dwelling units.

Subp. 10. **Multistory dwelling unit.** "Multistory dwelling unit" means a dwelling unit with finished living space located on one floor and the floor or floors immediately above or below it. For purposes of parts 1341.1610 to 1341.1640, split entry dwelling units shall be considered as multistory dwelling units.

Subp. 11. **Removable cabinet.** "Removable cabinet" means that the cabinet base or cabinet front can be easily removed to provide proper knee and toe clearance for a forward approach to a fixture. The removable cabinet must be removable with little

effort and not require any reconstruction. Floor and wall surfaces must be constructed to match the room finish prior to installation of the removable cabinet.

Subp. 12. **Single family attached.** "Single family attached" means dwelling units with property lines between them where the dwelling units are connected to form a single structure.

Subp. 13. **Single-story dwelling unit.** "Single-story dwelling unit" means a dwelling unit with all finished living space located on one floor.

Statutory Authority: *MS s 16B.59 to 16B.75*

History: *23 SR 2042*

1341.1620 GENERAL.

Parts 1341.1610 to 1341.1640 apply to developments of multifamily dwelling units such as apartment houses, condominiums, and single family attached with at least four dwelling units in a single building, as well as congregate residences and other similar types of living facilities.

EXCEPTION: Living facilities with at least four dwelling units in a single building and congregate residences where the anticipated length of stay is less than one year shall comply with parts 1341.0910 to 1341.0950.

For purposes of parts 1341.1610 to 1341.1640, multiple dwelling units in a single structure separated by fire walls or property lines do not constitute separate buildings.

Apartment houses are not required to provide an elevator to serve each floor. However, at a minimum, multifamily housing must comply with parts 1341.1610 to 1341.1640 as required by Table 16.2.

TABLE 16.2
 REQUIREMENTS FOR ACCESSIBILITY IN MULTIFAMILY
 HOUSING DEVELOPMENTS

OCCUPANCY CLASS	USE	TYPE / SIZE OF DEVELOPMENT ¹	ELEVATOR PROVIDED	GROUND FLOOR REQUIRED	ACCESSIBLE ROUTE TO ENTRY	ADAPTABLE UNITS	ACCESSIBLE UNITS ²
R-1	apartment buildings / condominiums	4-7 one story dwelling units	Yes	Yes	All units	All units	None
			No	Yes	All ground floor units	All units on an accessible route	None
		8 or more one story dwelling units	Yes	Yes	All units	All nonaccessible units	2-percent ³
			No	Yes	All ground floor units	All nonaccessible units on an accessible route	2-percent ³
		4 or more multistory dwelling units	Yes	Yes	All units	Adaptable features are required on entry level ⁴	None
			No	No	Not required	None	None
R-1 R-3	congregate residence	All	Yes	Yes	All units	None	2-percent ³
No			Yes	All ground floor units	None	2-percent ³	
R-3	single-family attached (townhouse)	4 or more one story dwelling units	No	Yes	All units	All units	None
		4 or more multistory dwelling units	No	No	Not required	None	None

¹Number of units in a development may be a combination of one-story and multistory dwelling units. Numbers appearing in this column of the table represent the number of units in the development and not necessarily the number of a particular type of unit.

²Number of accessible units is based on total number of dwelling units provided. Accessible units shall be dispersed among the various types of dwelling units. Dispersion of accessible units shall not require an increase in the number of accessible units required.

³Accessible units are not required in owner-occupied dwelling units.

⁴At a minimum, the entry level shall be the main entry level, provide that a bathroom and all other rooms located on the entry level comply with parts 1341.1610 to 1341.1640, and provide an accessible route throughout the accessible level.

⁵At a minimum, the entry level shall be the main entry level; provide a sleeping room, full bathroom, living space and, when provided, kitchen that comply with parts 1341.1610 to 1341.1640; and provide an accessible route throughout the accessible level.

All public use and common use areas of covered developments shall be designed and constructed to be accessible according to parts 1341.0401 to 1341.0488.

Alterations to existing facilities shall comply with parts 1341.1610 to 1341.1640 to the extent technically feasible. No alteration shall require access beyond that required for new construction. If compliance is technically infeasible, compliance shall be obtained to the extent it is technically feasible.

EXCEPTION: Parts 1341.1610 to 1341.1640 shall not apply to alterations to owner-occupied dwelling units.

Statutory Authority: *MS s 16B.59 to 16B.75*

History: *23 SR 2042*

1341.1630 SITE ACCESS.

Each building, facility, element, and space of covered multifamily developments shall be provided with at least one accessible entrance located on an accessible route.

EXCEPTION: When multiple recreation facilities of the same type are provided and terrain does not allow for an accessible route to the recreational facility, at a minimum, 25 percent of recreational facilities must be located on an accessible route. Accessible facilities shall be evenly dispersed throughout the site.

An accessible route shall be provided from public transportation stops, accessible parking spaces, accessible passenger loading zones, and public streets or sidewalks to accessible building entrances. If an enclosed route of travel is provided from dwelling units to parking spaces, an enclosed accessible route of travel must be provided to the accessible parking spaces required by part 1341.0403, item E. If accessible dwelling units are required, accessible parking spaces shall be located nearest those units.

If an accessible route cannot be provided between multifamily dwellings and public or common use facilities due to excessive finish grade, a vehicular route may be provided instead of an accessible route if necessary site provisions such as accessible parking spaces and curb ramps are provided at each inaccessible building or facility.

Statutory Authority: *MS s 16B.59 to 16B.75*

History: *23 SR 2042*

1341.1640 DWELLING UNITS, SLEEPING ROOMS, AND ASSOCIATED BATHING FACILITIES.

Dwelling units required to be accessible or adaptable by Table 16.2 in part 1341.1620 shall comply with this part.

A. Passage doors within covered individual dwelling units shall meet the requirements of part 1341.0442, subpart 5. The clear opening provided on a standard six-foot sliding patio door assembly is acceptable. Primary entry doors to individual dwelling units shall be accessible and shall meet the requirements of part 1341.0442.

EXCEPTION: All passage doors within accessible dwelling units shall comply with part 1341.0442.

B. An accessible route shall be provided to all rooms and spaces within the covered individual dwelling unit. Design features such as a loft or sunken living room are allowed if the feature does not interrupt the accessible route to another room or space.

EXCEPTION: Nonaccessible raised or lowered floor areas are not allowed within accessible dwelling units. This exception does not apply to lofts.

The change in level requirements of part 1341.0426, subpart 2, for accessible routes shall be applied along the entire accessible route within the dwelling unit including door openings.

EXCEPTION: Thresholds for exterior sliding doors shall not exceed three-fourths inch (19 mm) in height.

C. All light and similar types of switches, electrical outlets, thermostats, or other environmental controls of each type in each room or space shall meet the requirements for forward approach in part 1341.0420, subpart 5, or for side approach over an object in Figure 6(c) in part 1341.0420, subpart 6.

EXCEPTION: Outlets that are dedicated for a particular appliance, such as an outlet within a cabinet for a microwave oven.

D. A clear floor space at least 30 inches (760 mm) by 48 inches (1,220 mm) that allows a parallel approach must be provided at the range or cooktop and sink.

EXCEPTION: In U-shaped kitchens with a sink, range, or cooktop at the base of the "U", a 60-inch (1,525-mm) diameter turning circle must be provided to allow parallel approach, or base cabinets must be removable to allow knee space for a forward approach to the appliance.

Either a parallel or forward approach must be provided at the oven, dishwasher, refrigerator/freezer, trash compactor, or other appliance.

The clear floor space centerline shall align with the centerline of the appliance or fixture.

Clearance between counters and all opposing base cabinets, countertops, appliances, or walls must be at least 40 inches (1,015 mm).

In accessible dwelling units, the rim of the sink and a minimum of 30 inches (760 mm) of work space within the counter shall be mounted no more than 34 inches (865 mm) above the floor, or the counter at those locations shall be adjustable between 28 inches (710 mm) and 36 inches (915 mm) above the floor. Knee clearance complying with part 1341.0480, subpart 3, shall be provided at the work space, or the cabinet shall be removable to provide the required knee space. Knee clearance a minimum of 30 inches (760 mm) in width and complying with Figure 31 in part 1341.0454, subpart 2, shall be provided at the sink, or a removable base cabinet shall be provided that, when removed, will provide the required clearance. Faucet controls shall comply with part 1341.0470, subpart 4.

E. All toilet rooms and bathrooms located on an accessible route within individual dwelling units shall comply with this part.

At least one of each type of fixture in each toilet room or bathroom must meet the requirements of this part, for example, when two sink basins are provided in the same room, only one must be accessible. The bathtub and shower are considered bathing fixtures; therefore, when one of each is provided in a room, only one must be accessible.

Clear floor spaces required at fixtures may overlap.

A clear floor space 30 inches (760 mm) by 48 inches (1,220 mm) shall be provided within the room clear of the swing of the door. The clear space may include knee and toe clearances beneath fixtures.

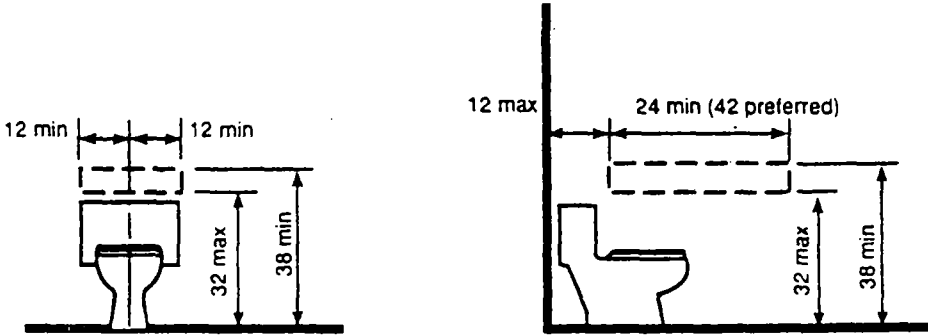
(1) Bathroom walls shall be provided with supports to allow later installation of bars around the toilet, bathtub, shower stall, and shower seat, where such facilities are provided. Supports shall be positioned, to the extent practicable, according to Figures 80, 81, and 82. If the toilet is not placed adjacent to a side wall, the bathroom would comply if provision was made for installation of floor-mounted, foldaway, or similar alternative grab bars. Provision shall be made to locate a grab bar 18 inches (455 mm) from the centerline of the toilet to at least one side of the toilet.

Installation of bathtubs is not limited by the requirements of parts 1341.0401 to 1341.0488. A bathtub may have shelves or benches at either end or may be installed without surrounding walls, if there is provision for alternative mounting of grab bars. For example, a sunken bathtub placed away from walls could have reinforced areas for installation of floor-mounted grab bars. The same principle applies to shower stalls. For example, glass-walled stalls could be planned to allow floor-mounted grab bars to be installed later.

Reinforcement for grab bars may be provided in a variety of ways, for example, by plywood or wood blocking, if the necessary reinforcement is placed to permit later installation of appropriate grab bars.

EXCEPTION: Grab bars shall be installed in accessible dwelling units.

FIGURE 80
WATER CLOSETS IN ADAPTABLE BATHROOMS



Reinforced Areas for Installation
of Grab Bars

FIGURE 81
LOCATION OF GRAB BAR REINFORMENTS
FOR ADAPTABLE BATHTUBS

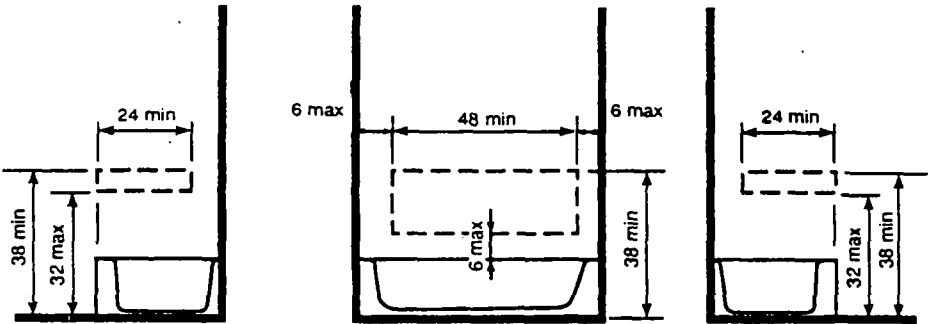
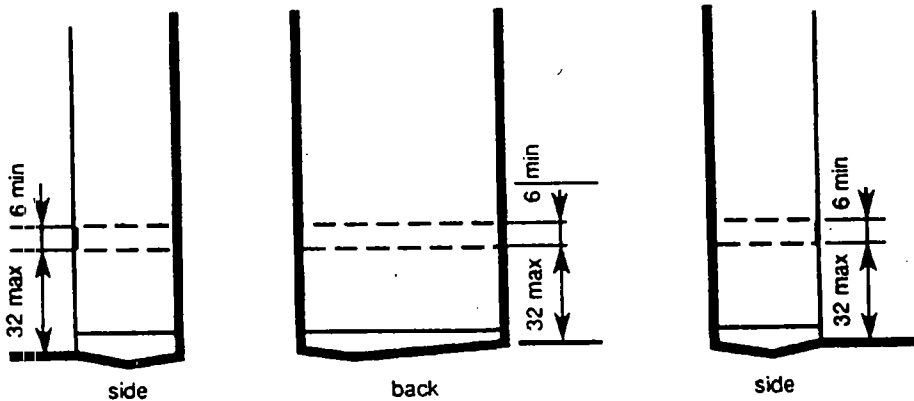


FIGURE 82
 LOCATION OF GRAB BAR REINFORCEMENTS
 FOR ADAPTABLE SHOWERS



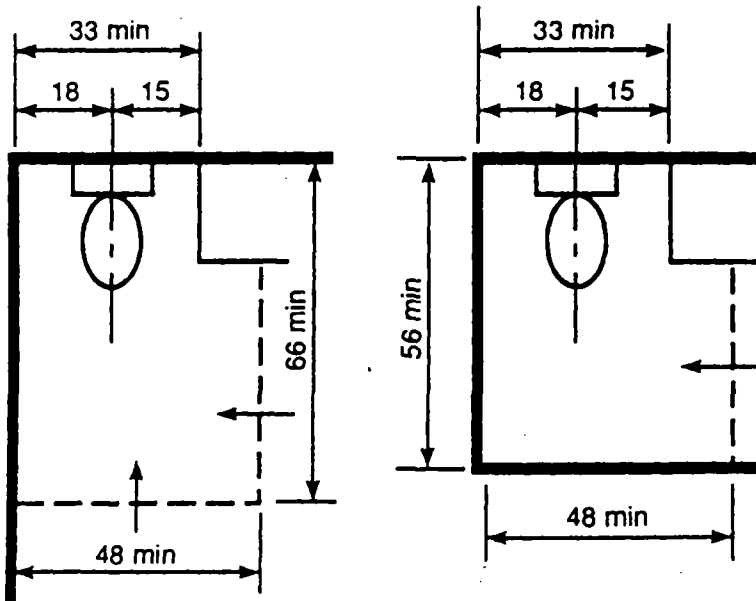
(2) Minimum clear floor space at water closets shall be provided according to units (a) to (c).

(a) If the approach to the water closet is from directly in front of the water closet, clear floor space shall be a minimum of 66 inches (1,675 mm) in length, measured from the wall behind the water closet and a minimum of 48 inches (1,220 mm) wide, measured a minimum of 18 inches (455 mm) to one side of the centerline of the water closet and a minimum of 30 inches (760 mm) to the opposite side of the water closet. There shall be a minimum of 18 inches (455 mm) of clear floor space, measured from the centerline of the water closet to one side of the water closet to allow installation of grab bars.

(b) If the approach to the water closet is from the side, clear floor space shall be a minimum of 56 inches (1,420 mm) in length, measured from the wall behind the water closet and a minimum of 48 inches (1,220 mm) wide, measured a minimum of 18 inches (455 mm) to one side of the centerline of the water closet and a minimum of 30 inches (760 mm) to the opposite side of the water closet. There shall be a minimum of 18 inches (455 mm) of clear floor space, measured from the centerline of the water closet to one side of the water closet to allow installation of grab bars.

(c) A lavatory, vanity, stub wall, or other element may encroach into the clear floor space for the water closet a maximum of 24 inches (610 mm), measured from the wall behind the water closet. The leading edge of the encroaching element shall be a minimum of 15 inches (381 mm) from the centerline of the water closet. This encroachment is only allowed to occur on one side of the water closet. See Figure 83.

FIGURE 83
CLEARANCES AT WATER CLOSETS



(3) A clear floor space, 30 inches (760 mm) by 48 inches (1,220 mm), shall be provided for either a parallel or forward approach to the sink. The clear floor space shall be centered on the basin. If only a forward approach is provided, knee clearance complying with part 1341.0454, subpart 2, shall be provided, or a removable base cabinet shall be provided that, when removed, will provide the necessary knee clearance. The height of the fixture rim shall be no more than 34 inches (865 mm) above the finished floor.

EXCEPTION: A forward approach shall be provided in accessible dwelling units. A removable base cabinet may be installed.

(4) A clear floor space a minimum of 30 inches (760 mm) wide shall be provided adjacent to the bathtub for the entire length of the bathtub.

A sink or vanity may be located next to the bathtub at the control end (foot end) of the bathtub. If the direction of travel to the bathtub is parallel with the bathtub, knee clearance or a removable vanity shall be provided at the sink.

A water closet complying with subitem (2) may be located next to the bathtub at the control end (foot end) of the bathtub only if a perpendicular approach to the bathtub is provided. The centerline of the water closet shall be at least 15 inches (358 mm) from the outside edge of the bathtub.

(5) A shower stall shall be a minimum of 36 inches (915 mm) by 36 inches (915 mm) if it is the only bathing fixture provided.

EXCEPTION: Apartment developments requiring three or more accessible dwelling units shall provide at least one accessible dwelling unit with an accessible roll-in shower measuring at least 30 inches (760 mm) by 60 inches (1,525 mm). The threshold for the roll-in shower shall not exceed one-half inch (13 mm) and shall be beveled at 1:2.

A clear floor space a minimum of 30 inches (760 mm) wide by 48 inches (1,220 mm) long shall be provided adjacent to the shower. The 48-inch (1,220 mm) dimension of the clear space shall begin flush with the end wall, generally the control wall of the

shower, and extend parallel to the shower away from the end wall. If the shower stall is the only bathing facility provided in the dwelling unit, or on the accessible level of a multistory unit, and measures 36 inches (760 mm) by 36 inches (760 mm), the shower stall must have reinforcing to allow for installation of an optional wall-hung bench seat.

Statutory Authority: *MS s 16B.59 to 16B.75*

History: 23 SR 2042