

CHAPTER 1340
DEPARTMENT OF ADMINISTRATION
MINNESOTA STATE BUILDING CODE
FACILITIES FOR THE HANDICAPPED

| | | | |
|-----------|---|-----------|---|
| 1340.0100 | ADOPTION OF UNIFORM BUILDING CODE CHAPTER 11 AND APPENDIX CHAPTER 11 DIVISIONS I AND II BY REFERENCE. | 1340.1155 | SECTION 4.13.12 AUTOMATIC DOORS. |
| 1340.1102 | SECTION 1102, DEFINITIONS. | 1340.1160 | SECTION 4.16.7 DIAPER CHANGING TABLES. |
| 1340.1103 | SECTION 1103, BUILDING ACCESSIBILITY. | 1340.1170 | SECTION 4.17 WATER CLOSETS. |
| 1340.1104 | SECTION 1104, EGRESS AND AREAS OF REFUGE. | 1340.1180 | SECTION 4.18.3 WHEELCHAIR ACCESSIBLE STALLS. |
| 1340.1105 | SECTION 1105, FACILITY ACCESSIBILITY. | 1340.1190 | SECTION 4.20 LAVATORIES AND SINKS. |
| 1340.1106 | APPENDIX SECTION 1106 ACCESSIBLE EXTERIOR ROUTES. | 1340.1205 | SECTION 4.21 BATHTUBS. |
| 1340.1107 | APPENDIX SECTION 1107 PARKING FACILITIES. | 1340.1210 | SECTION 4.22 SHOWER STALLS. |
| 1340.1110 | SECTION 4.3.3 ACCESSIBLE ROUTE. | 1340.1220 | SECTION 4.24 GRAB BARS. |
| 1340.1120 | SECTION 4.6.2 PARKING SPACES. | 1340.1230 | Section 4.31.5 CHECKOUT COUNTERS. |
| 1340.1130 | SECTION 4.10.1 NEW ELEVATORS. | 1340.1240 | Section 4.33 DWELLING UNITS. |
| 1340.1140 | SECTION 4.10.2 EXISTING ELEVATORS. | 1340.1250 | APPENDIX B (INFORMATIVE) ILLUSTRATIONS. |
| 1340.1150 | SECTION 4.13.6 MANEUVERING CLEARANCES AT DOORS. | 1340.1260 | B4.17.3, WATER CLOSET SIDE VIEW. |
| | | 1340.1270 | B4.18.3.1, WHEEL CHAIR ACCESSIBLE TOILET STALLS - DOOR SWING OUT. |
| | | 1340.1280 | B4.18.3.2, WHEELCHAIR ACCESSIBLE TOILET STALLS - DOOR SWING IN. |

1340.0100 ADOPTION OF UNIFORM BUILDING CODE CHAPTER 11 AND APPENDIX CHAPTER 11 DIVISIONS I AND II BY REFERENCE.

Chapter 11 and Appendix Chapter 11, Divisions I and II, of the 1994 edition of the Uniform Building Code as promulgated by the International Conference of Building Officials, Whittier, California are incorporated by reference and made part of the Minnesota State Building Code except as amended in this chapter. The Uniform Building Code is not subject to frequent change and a copy of the Uniform Building Code is available in the office of the commissioner of administration. In this chapter, "UBC" refers to the Uniform Building Code.

Statutory Authority: *MS s 16B.61; 471.467*

History: *20 SR 1991*

1340.0200 [Repealed, 20 SR 1991]

1340.0300 [Repealed, 20 SR 1991]

1340.0400 [Repealed, 20 SR 1991]

1340.0500 [Repealed, 20 SR 1991]

1340.0600 [Repealed, 20 SR 1991]

1340.0700 [Repealed, 20 SR 1991]

1340.0800 [Repealed, 20 SR 1991]

1340.0900 [Repealed, 20 SR 1991]

1340.1100 [Repealed, 20 SR 1991]

1340.1102 SECTION 1102, DEFINITIONS.

UBC Section 1102 is amended by adding a definition to read as follows:

"Public building," for purposes of this chapter, means a building and its grounds the cost of which is paid for by the state or local government or any department, agency, special purpose district, or other instrumentality of the state or local government.

Statutory Authority: *MS s 16B.61; 471.467*

History: *20 SR 1991*

1340.1103 SECTION 1103, BUILDING ACCESSIBILITY.

Subpart 1. UBC Section 1103.1.1 is amended to read as follows:

1103.1.1 General. Accessibility to temporary or permanent buildings, or portions thereof, shall be provided for all occupancy classifications except as modified by this chapter. All levels of a floor located on an accessible route shall be accessible by ramp or elevator except as modified by this chapter. See also Appendix Chapter 11.

EXCEPTIONS: 1. Floors or portions of floors not customarily occupied, including, but not limited to, elevator pits; observation galleries used primarily for security purposes; elevator penthouses; nonoccupiable spaces accessed only by ladders, catwalks, crawl spaces, or freight elevators; piping and equipment catwalks; and machinery, mechanical, and electrical equipment rooms.

2. Temporary structures, sites, and equipment directly associated with the construction process such as construction site trailers, scaffolding, bridging, or material hoists are not required to be accessible. This exception does not include walkways or pedestrian protection required by Chapter 30.

Subp. 2. UBC Section 1103.1.2.7, item 5, is amended to read as follows:

5. In Group I, Division 3 jail, prison, and similar occupancies, at least one in every 30 rooms or cells, or fraction thereof, including associated toilet rooms and bathrooms.

Subp. 3. UBC Section 1103.1.2.9.1 is amended to read as follows:

1103.1.2.9.1 Group R Occupancies—General. Group R Occupancies shall be accessible or adaptable as provided in this chapter.

EXCEPTION: Owner-occupied dwelling units.

Public—and common—use areas and facilities such as recreational facilities, laundry facilities, garbage and recycling collection areas, mailbox locations, lobbies, foyers, and management offices shall be accessible.

EXCEPTION: Only 25 percent of recreational facilities need be accessible, provided not less than one of each type in each group of such facilities shall be accessible. All recreational facilities of each type on a site shall be considered in determining the total number of each type which are required to be accessible.

Subp. 4. UBC Section 1103.1.2.9.2 is amended to read as follows:

1103.1.2.9.2 Apartment houses. In apartment houses containing more than seven dwelling units, at least two percent, but not less than one, of the dwelling units shall be accessible. All dwelling units on a site shall be considered to determine the total number of accessible dwelling units. All dwelling units on accessible routes shall be adaptable. Accessible dwelling units shall comply with CABO/ANSI A117.1 sections 4.3.3, 4.13, 4.25, and 4.33. Adaptable dwelling units shall comply with CABO/ANSI A117.1 sections 4.3.3, 4.13.5, 4.20.2.2, 4.22.2.1, 4.22.2.2, 4.25.3, 4.33.3.1, 4.33.3.2.1, 4.33.3.2.3, 4.33.3.4.1, 4.33.3.4.3, 4.33.3.5 Exception 2, 4.33.3.6, 4.33.4.1, and 4.33.4.2.

EXCEPTION: Dwelling units with two or more stories in a nonelevator building need not be accessible; or adaptable.

Subp. 5. UBC Section 1103.1.2.9.3 is amended to read as follows:

1103.1.2.9.3 Hotels and lodging houses. In hotels, motels, lodging houses, resorts, dormitories, and other similar places of transient housing, accessible facilities shall be provided according to UBC Table No. 11—D including associated bathing, shower, and toilet facilities. Additional accessible sleeping rooms or suites that include a roll-in shower shall be provided in facilities with 51 or more guest rooms according to UBC Table No. 11—D.

EXCEPTION: Transient housing that contains not more than five rooms for rent and that is actually occupied by the proprietor of the facility as the residence of the proprietor.

MINNESOTA RULES 1997

179

FACILITIES FOR THE HANDICAPPED 1340.1103

TABLE NO. 11-D – NUMBER OF ACCESSIBLE UNITS

| TOTAL NUMBER OF ROOMS | ACCESSIBLE ROOMS | ROOMS WITH ROLL-IN SHOWERS | TOTAL ACCESSIBLE ROOMS |
|-----------------------|--|---|--|
| 1-25 | 1 | | 1 |
| 26-50 | 2 | | 2 |
| 51-75 | 3 | 1 | 4 |
| 76-100 | 4 | 1 | 5 |
| 101-150 | 5 | 2 | 7 |
| 151-200 | 6 | 2 | Accessible rooms plus rooms with roll-in showers |
| 201-300 | 7 | 3 | |
| 301-400 | 8 | 4 | |
| 401-500 | 9 | 4 plus 1 for each additional 100, or fraction thereof, over 400 | |
| 501-1,000 | 2% of total rooms | | |
| Over 1,000 | 20 plus 1 for every 100 rooms, or fraction thereof, over 1,000 | | |

In addition to the accessible guest rooms required above, guest rooms for persons with hearing impairments shall be provided in accordance with Table No. 11-B. Guest rooms for persons with hearing impairments shall be provided with visible and audible alarm-indicating appliances, activated by both the in-room smoke detector and the building fire-protective signaling system.

TABLE NO. 11-B – NUMBER OF ROOMS FOR PERSONS WITH HEARING IMPAIRMENTS

| TOTAL NUMBER OF ROOMS | MINIMUM REQUIRED NUMBER |
|-----------------------|---|
| 1-25 | 1 |
| 26-50 | 2 |
| 51-75 | 3 |
| 76-100 | 4 |
| 101-150 | 5 |
| 151-200 | 6 |
| 201-300 | 7 |
| 301-400 | 8 |
| 401-500 | 9 |
| 501-1,000 | 2% OF TOTAL ROOMS |
| Over 1,000 | 20 plus 1 for every 100 rooms or fraction thereof, over 1,000 |

Subp. 6. UBC Section 1103.1.2.9.4 is amended to read as follows:

1103.1.2.9.4 Congregate residences. In congregate residences with more than 20 occupants, at least two percent, but not less than one, of the sleeping rooms shall be accessible.

All nonaccessible sleeping rooms designed for congregate senior housing shall be adaptable and located on an accessible route.

Subp. 7. UBC Section 1103.2.2 is amended to read as follows:

1103.2.2 Accessible route. When a building, or portion of a building, is required to be accessible or adaptable, an accessible route shall be provided to all portions of the building, to accessible building entrances, connecting accessible pedestrian walkways and the public way.

EXCEPTION: In other than public buildings as defined in chapter 1302 and part 1340.1102, the offices of health-care providers, transportation facilities and airports, and

multitenant group M retail and wholesale occupancies, floors above and below accessible levels that have an aggregate area of not more than 3,000 square feet and an aggregate occupant load of not more than 50 need not be served by an accessible route from an accessible level.

When floor levels are required to be connected by an accessible route, and an interior path of travel is provided between the levels, an interior accessible route between the levels shall be provided. When only one accessible route is provided it shall not pass through kitchens, storage rooms, toilet rooms, bathrooms, closets, or other similar spaces.

EXCEPTION: A single accessible route may pass through a kitchen in an accessible or adaptable dwelling unit.

When more than one building or facility is located on a site, accessible routes shall be provided connecting accessible buildings and accessible site facilities.

EXCEPTION: For Group R, division 1, apartment occupancies, when the slope of the finished grade between accessible buildings and facilities exceeds 1 in 20, or where physical barriers of the site prevent the installation of an accessible route, a vehicular route with parking at each accessible building or facility may be provided in place of an accessible route.

Subp. 8. UBC Section 1103.2.4 is amended to read as follows:

1103.2.4.1 Signs—International symbol of accessibility. In addition to the requirements of Minnesota Statutes, section 16B.61, subdivision 5, paragraph (e), the following elements and spaces of accessible facilities shall be identified by the international symbol of accessibility.

1. Accessible parking spaces regulated in Minnesota Statutes, section 169.346, subdivision 2, paragraph (a).

2. Accessible areas of refuge.

3. Accessible passenger loading zones.

4. Accessible toilet and bathing facilities.

1103.2.4.2 Other signs. Inaccessible building entrances, inaccessible public toilets and bathing facilities, and elevators not on an accessible route shall be provided with directional signage indicating the route to the nearest similar accessible element.

For assembly areas, a sign notifying the general public of the availability of assistive listening systems shall be provided at the entrance to the assembly area, ticket offices, and similar locations.

Signage which provides direction to or information about functional spaces of the building shall be provided in accordance with CABO/ANSI A117.1 sections 4.28.2, 4.28.3, and 4.28.5.

Signage indicating exits, restrooms, and room numbers shall be provided in accordance with CABO/ANSI A117.1 sections 4.28.2, 4.28.5, 4.28.6, and 4.28.7.

Each door to an exit stairway shall have a tactile sign, including raised letters and Braille, stating EXIT and shall comply with CABO/ANSI A117.1.

At exits and elevators serving a required accessible space, but not providing an approved accessible means of egress, signs shall be installed indicating the location of accessible means of egress.

Statutory Authority: *MS s 16B.61; 471.467*

History: *20 SR 1991*

1340.1104 SECTION 1104, EGRESS AND AREAS OF REFUGE.

UBC Section 1104.2.5 is amended to read as follows:

1104.2.5 Two-way communication. Areas of refuge shall be provided with a two-way communication system which provides both visible and audible signals. Such system shall connect the area of refuge and a central control point, or, if the central control point is not constantly attended, the communication system shall also have controlled access to a public telephone system. Location of the central control point shall be approved by the fire department.

Statutory Authority: *MS s 16B.61; 471.467*

History: *20 SR 1991*

1340.1105 SECTION 1105, FACILITY ACCESSIBILITY.

Subpart 1. UBC Section 1105.3, the last sentence, is amended to read as follows:

All platform lifts shall be capable of independent operation.

Subp. 2. UBC Section 1105.4.1 is amended to read as follows:

1105.4.1 Drinking fountains. Where more than one drinking fountain is provided on a floor, 50 percent shall be accessible in accordance with CABO/ANSI A117.1. When only one drinking fountain is provided, there shall be one discharge spout provided in accordance with CABO/ANSI A117.1 and one discharge spout provided at a higher location; or other equivalent water provision equipment shall be provided.

Subp. 3. UBC Section 1105.4 is amended by the addition of the following:

1105.4.8 Telephones. On floors where public telephones are provided, 25 percent, but not less than one shall be accessible and be provided with a telecommunication device for the deaf (TDD) and be evenly dispersed throughout the floor. On floors where two or more banks of telephones are provided, at least one in each bank shall be accessible and be provided with a telecommunication device for the deaf (TDD). In addition, 25 percent, but not less than one of all other public telephones, shall be equipped with volume controls and shall be dispersed among all types of public telephones, including closed circuit telephones, throughout the building or facility.

Public telephones without volume controls or TDD's shall be provided with directional signage indicating the location of the nearest such device.

If a public telephone is located in or adjacent to a hospital emergency room, hospital recovery room, or hospital waiting room, one public telecommunication device for the deaf (TDD) shall be provided at each such location.

Subp. 4. UBC Section 1105.4 is amended by the addition of the following:

1105.4.9 Swimming pools. When common- or public-use swimming pools, hot tubs, spas, and similar facilities are provided, they shall be accessible. Swimming pools shall be accessible by transfer tier, hydraulic chair, ramp, or other means. Hot tubs and spas and similar facilities designed for more than four shall be accessible as per the swimming pool requirements.

EXCEPTION: Pools used exclusively for diving.

Statutory Authority: *MS s 16B.61; 471.467*

History: *20 SR 1991*

1340.1106 APPENDIX SECTION 1106 ACCESSIBLE EXTERIOR ROUTES.

UBC Appendix Section 1106.1 is amended to read as follows:

1106.1 General. Accessible exterior routes shall be provided from public transportation stops, accessible parking and accessible passenger loading zones, and public sidewalks to the accessible building entrance they serve. Exterior accessible routes shall not exceed a slope of 1:20.

EXCEPTION: Curb ramps shall comply with CABO/ANSI A117.1 section 4.7 and shall have a maximum rise of eight inches.

When more than one building or facility is located on a site, at least one accessible route shall connect accessible elements, facilities, and buildings that are on the same site. The accessible route between accessible parking and accessible building entrances shall be the most practical direct route.

Statutory Authority: *MS s 16B.61; 471.467*

History: *20 SR 1991*

1340.1107 APPENDIX SECTION 1107 PARKING FACILITIES.

UBC Appendix Section 1107.3 is amended to read as follows:

1107.3 Signs. Accessible and van-accessible parking spaces required by this section, shall be identified by a sign complying with CABO/ANSI A117.1 and Minnesota Statutes, section 169.346, subdivision 2, paragraph (a), which includes the international symbol of accessibility.

Statutory Authority: *MS s 16B.61; 471.467*

History: *20 SR 1991*

1340.1110 SECTION 4.3.3 ACCESSIBLE ROUTE.

Section 4.3.3 of CABO/ANSI A117.1 is amended to read as follows:

4.3.3 Width. Clear width of an accessible route shall be 36 inches (915 mm) minimum, except at doors (see section 4.13.5). See Figure B4.3.3 (a). Clear width of the accessible route with turns around an obstruction less than 48 inches (1220 mm) wide shall have a clear space of 42 inches by 48 inches (1065 mm by 1220 mm) minimum. See Figure 4.3.3 (b).

EXCEPTION: The accessible exterior route to building entrances shall be not less than 48 inches wide (1220 mm).

Statutory Authority: *MS s 16B.61; 471.467*

History: *20 SR 1991*

1340.1120 SECTION 4.6.2 PARKING SPACES.

Subpart 1. Section 4.6.2 of CABO/ANSI A117.1 is amended to read as follows:

4.6.2 Parking spaces. Parking spaces for persons with disabilities shall be 96 inches (2440 mm) wide minimum and shall have an adjacent access aisle 60 inches (1525 mm) wide minimum, see Figure B4.6.2. Parking access aisles shall be part of the accessible route to the building or facility entrance and shall comply with section 4.3. Two accessible parking spaces shall be permitted to share a common access aisle. Parked vehicle overhangs shall not reduce the clear width of an accessible circulation route.

Accessible parking spaces shall be identified by a sign centered on the head of the space, located a maximum of 96 inches (2400 mm) from the head of the space. Such sign shall be mounted from 48 inches (1200 mm) to 60 inches (1525 mm) between the bottom of the sign and the parking surface, showing the international symbol of accessibility and complying with Minnesota Statutes, section 169.346, subdivision 2, paragraph (a). The line of sight from the driver's position, in a vehicle parked in the space, to the sign shall not be obscured by permanent or temporary objects.

EXCEPTION: Parallel parking spaces shall have the sign located on the side at the head end of the space.

Subp. 2. Section 4.6.4 of CABO/ANSI A117.1 is amended by adding a paragraph to read as follows:

Van access aisles shall be identified by a sign located at the head of the aisle a maximum of 96 inches (2400 mm) from the head of the aisle. This sign shall be mounted from 48 to 60 inches (1200 to 1525 mm) between the bottom of the sign and the parking surface and shall indicate "no parking," "access aisle," or similar notification. The line of sight from the access aisle to the sign shall not be obscured by permanent or temporary objects.

Statutory Authority: *MS s 16B.61; 471.467*

History: *20 SR 1991*

1340.1130 SECTION 4.10.1 NEW ELEVATORS.

Subpart 1. Section 4.10.1.12.1 of CABO/ANSI A117.1 is amended to read as follows:

4.10.1.12.1 Control buttons. Control buttons shall be three-fourths inch (19 mm) minimum in their smallest dimension. Control buttons shall be raised or flush. Control buttons shall be arranged with numbers in ascending order. When two or more columns of buttons are provided they shall read from left to right. See Figure B4.10.1.12 (a).

Subp. 2. Section 4.10.1.14 of CABO/ANSI A117.1 is amended to read as follows:

4.10.1.14 Emergency communications. If provided, car emergency signaling devices between the elevator and a point outside the hoistway shall comply with chapter 1307. The highest operable part of a two-way communication system shall be a maximum of 48 inches (1220 mm) above the floor. If the device is located in a closed compartment, the compartment door hardware shall comply with section 4.25. The device shall be identified by raised symbols and lettering complying with section 4.28 and located adjacent to the device. If the system uses a handset, the cord from the panel to the handset shall be 29 inches (735 mm) long minimum. The car emergency signaling device shall provide both visible and audible sig-

nals. If instructions for use are provided, essential information shall be presented in both tactile and visual form.

Statutory Authority: *MS s 16B.61; 471.467*

History: *20 SR 1991*

1340.1140 SECTION 4.10.2 EXISTING ELEVATORS.

Section 4.10.2.5.1 of CABO/ANSI A117.1 is amended to read as follows:

4.10.2.5.1 Car control buttons. Car control buttons shall be three-fourths inch (19 mm) minimum in their smallest dimension. Control buttons shall be raised or flush.

Statutory Authority: *MS s 16B.61; 471.467*

History: *20 SR 1991*

1340.1150 SECTION 4.13.6 MANEUVERING CLEARANCES AT DOORS.

Section 4.13.6.2 of CABO/ANSI A117.1 is amended to read as follows:

4.13.6.2 Front approaches to push side of swinging doors, equipped with a latch, shall have maneuvering space that extends 12 inches (305 mm) minimum beyond the latch side of the door and 48 inches (1220 mm) minimum perpendicular to the doorway. See Figure B4.13.6 (a).

Statutory Authority: *MS s 16B.61; 471.467*

History: *20 SR 1991*

1340.1155 SECTION 4.13.12 AUTOMATIC DOORS.

Section 4.13.12 of CABO/ANSI A117.1 is amended by adding a paragraph to read as follows:

Push button switches shall have a five-inch (125 mm) minimum diameter, be mounted 30 inches (762 mm) to 36 inches (915 mm) above the floor and not less than 30 inches (762 mm) nor more than 48 inches (1219 mm), horizontally from the nearest point of travel of the moving door.

Statutory Authority: *MS s 16B.61; 471.467*

History: *20 SR 1991*

1340.1160 SECTION 4.16.7 DIAPER CHANGING TABLES.

CABO/ANSI A117.1 is amended by adding section 4.16.7 to read as follows:

4.16.7 Diaper changing tables. When changing tables are provided, the work surface shall be mounted no higher than 34 inches (864 mm) above the floor.

Statutory Authority: *MS s 16B.61; 471.467*

History: *20 SR 1991*

1340.1170 SECTION 4.17 WATER CLOSETS.

Subpart 1. Section 4.17.2 of CABO/ANSI A117.1 is amended to read as follows:

4.17.2 Clear Floor Space. Clear floor space for water closets shall be 48 inches (1220 mm) in front of the water closet and 42 inches (1065 mm) from the center line of the water closet on the side not adjacent to the wall. See Figure B4.17.2.

Subp. 2. Section 4.17.4.1 of CABO/ANSI A117.1 is amended to read as follows:

4.17.4.1 Horizontal side wall grab bar shall be 42 inches (1065 mm) long minimum, located 12 inches (305 mm) maximum from the rear wall and extending 54 inches (1370 mm) minimum from the rear wall. In addition to the horizontal grab bar, a vertical grab bar shall be installed at least three inches (76 mm) but not more than six inches (152 mm) above the horizontal grab bar and be a minimum of 18 inches (458 mm) in length, located from 11 to 13 inches (280 to 330 mm) in front of the leading edge of the water closet. See Figure 1340.1260 B4.17.3.

Subp. 3. Section 4.17.6 of CABO/ANSI A117.1 is amended to read as follows:

4.17.6 Dispensers. Toilet paper dispensers shall comply with section 4.25.4, and shall be installed below the horizontal grab bar between seven inches and nine inches (180 mm and

230 mm) in front of the water closet. The outlet of the dispenser shall be located a minimum of 15 inches (381 mm) above the floor with at least two inches of clearance between the top of the dispenser and the horizontal grab bar. Dispensers shall not be of a type that control delivery, or that do not allow continuous paper flow. See Figure 1340.1260 B4.17.3.

Statutory Authority: *MS s 16B.61; 471.467*

History: *20 SR 1991*

1340.1180 SECTION 4.18.3 WHEELCHAIR ACCESSIBLE STALLS.

Subpart 1. Section 4.18.3.1 of CABO/ANSI A117.1 is amended to read as follows:

4.18.3.1 Wheelchair accessible stalls shall be 60 inches (1525 mm) wide minimum and provide 48 inches (1220 mm) minimum clear space in front of the water closet. See Figure 1340.1270 B4.18.3.1.

Subp. 2. Section 4.18.3.2 of CABO/ANSI A117.1 is amended to read as follows:

4.18.3.2 If the door swings into the stall, the required depth shall be 66 inches (1677 mm) minimum clear space in front of the water closet. See Figure 1340.1280 B4.18.3.2.

Statutory Authority: *MS s 16B.61; 471.467*

History: *20 SR 1991*

1340.1190 SECTION 4.20 LAVATORIES AND SINKS.

Section 4.20.5 of CABO/ANSI A117.1 is amended to read as follows:

4.20.5 Faucets. Faucets shall comply with section 4.25.4. Self-closing faucets, when used, shall remain open for ten seconds minimum. Self-closing faucets which require an individual to reach forward and push down to activate the mechanism shall not be used at accessible locations.

Statutory Authority: *MS s 16B.61; 471.467*

History: *20 SR 1991*

1340.1200 [Repealed, 20 SR 1991]

1340.1205 SECTION 4.21 BATHTUBS.

Section 4.21 of CABO/ANSI A117.1 is amended by adding section 4.21.4.4 to read as follows:

4.21.4.4 Vertical grab bar. A vertical grab bar shall be installed on the control end of the bathtub midway between the shower head and the entrance opening to the bathtub. The bar shall be a minimum of 24 inches (610 mm) in length and be mounted at least three inches (76 mm) but not more than six inches (152 mm) above the horizontal bar.

Statutory Authority: *MS s 16B.61; 471.467*

History: *20 SR 1991*

NOTE: This part was renumbered editorially. It was originally adopted as part 1340.1200 at 20 SR 1991 but was renumbered so as not to conflict with the repeal of 1340.1200 also adopted at 20 SR 1991.

1340.1210 SECTION 4.22 SHOWER STALLS.

Section 4.22 of CABO/ANSI A117.1 is amended by adding section 4.22.4.3 to read as follows:

4.22.4.3 Vertical grab bar. A vertical grab bar shall be installed on the control side of the unit midway between the shower head and the entrance opening to the unit. The bar shall be a minimum of 24 inches (610 mm) in length and be mounted at least three inches (76 mm) but not more than six inches (152 mm) above the horizontal grab bar. When the control for the shower is mounted on the rear wall of the unit, a vertical bar shall be mounted on each side a maximum of nine inches (229 mm) away from the shower head.

Statutory Authority: *MS s 16B.61; 471.467*

History: *20 SR 1991*

1340.1220 SECTION 4.24 GRAB BARS.

Section 4.24.2.2 of CABO/ANSI A117.1 is amended to read as follows:

4.24.2.2 Position of grab bars. Grab bars shall be mounted in a horizontal position, 33 inches to 36 inches (840 mm to 915 mm) above the floor, except where a supplemental grab bar is installed in relation to a fixture rim or surface. Vertical grab bars shall be installed as required for water closets, bathtubs, and showers.

Statutory Authority: *MS s 16B.61; 471.467*

History: *20 SR 1991*

1340.1230 Section 4.31.5 CHECKOUT COUNTERS.

Section 4.31.5 of CABO/ANSI A117.1 is amended to read as follows:

4.31.5 Checkout counters. Checkout counter surface shall be 34 inches (865 mm) maximum above the finished floor. The top of the counter edge protection shall be 36 inches (915 mm) maximum above the finished floor.

Statutory Authority: *MS s 16B.61; 471.467*

History: *20 SR 1991*

1340.1240 Section 4.33 DWELLING UNITS.

Subpart 1. Section 4.33.2 of CABO/ANSI A117.1 is deleted.

Subp. 2. Section 4.33.3.1 of CABO/ANSI A117.1 is amended to read as follows:

4.33.3.1 Doors. Doors shall not swing into the clear floor space required for any fixture unless a clear floor space complying with section 4.2.4.1 is provided beyond the arc of the door swing within the room.

Subp. 3. Section 4.33.3.2.3 of CABO/ANSI A117.1 is amended to read as follows:

4.33.3.2.3 Water closet grab bars. Grab bars complying with section 4.24 shall be installed, or structural reinforcement or other provisions shall be made that will allow installation of grab bars meeting these requirements.

EXCEPTION: Grab bars complying with section 4.24 shall be installed in accessible dwelling units.

Subp. 4. Section 4.33.3.2.4 of CABO/ANSI A117.1 is amended to read as follows:

4.33.3.2.4 Toilet paper dispenser. The toilet paper dispenser shall comply with section 4.17.6.

Subp. 5. Section 4.33.3.4.3 of CABO/ANSI A117.1 is amended to read as follows:

4.33.3.4.3 Bathtub grab bars. Grab bars shall be installed in compliance with section 4.21.4, or structural reinforcement shall be made that will allow installation of grab bars meeting these requirements.

EXCEPTION: Grab bars in accessible dwelling units shall be installed in compliance with section 4.21.4.

Subp. 6. Section 4.33.3.5 of CABO/ANSI A117.1 is amended to read as follows:

4.33.3.5 Showers. Where a shower is provided, it shall comply with section 4.22.

EXCEPTIONS: 1. In lieu of providing a seat, the wall opposite the controls in a shower stall shall be structurally reinforced the full depth of the stall at a height from 16 inches to 20 inches (405 mm to 510 mm) measured from the bathroom floor, to allow for the installation of a shower seat.

2. Structural reinforcement shall be permitted that will allow installation of grab bars complying with section 4.22.4 in adaptable dwelling units.

Statutory Authority: *MS s 16B.61; 471.467*

History: *20 SR 1991*

1340.1250 APPENDIX B (INFORMATIVE) ILLUSTRATIONS.

Appendix B of CABO/ANSI A117.1 is amended to read as follows:

The figures contained in this Appendix have been amended to comply with chapter 1340 and are provided only to illustrate some of the criteria in the standard. They are not part of the standard and are not intended to introduce criteria that are not contained in the standard.

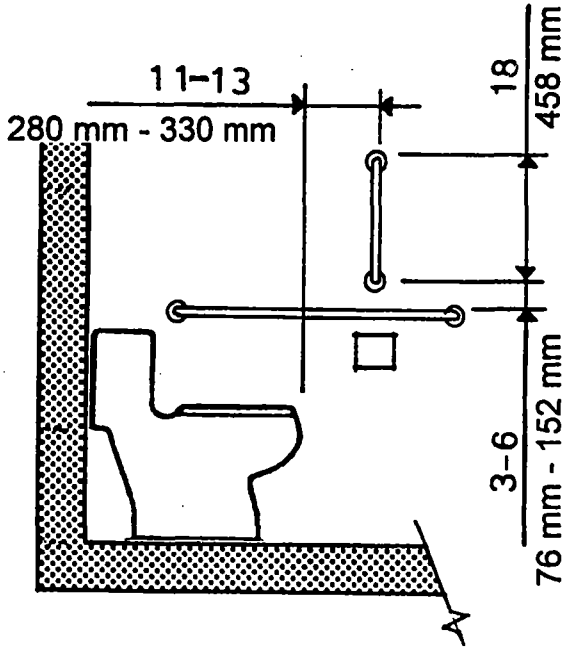
Statutory Authority: *MS s 16B.61; 471.467*

History: *20 SR 1991*

1340.1260 FACILITIES FOR THE HANDICAPPED

1340.1260 B4.17.3, WATER CLOSET SIDE VIEW.

See part 1340.1170, subparts 2 and 3.

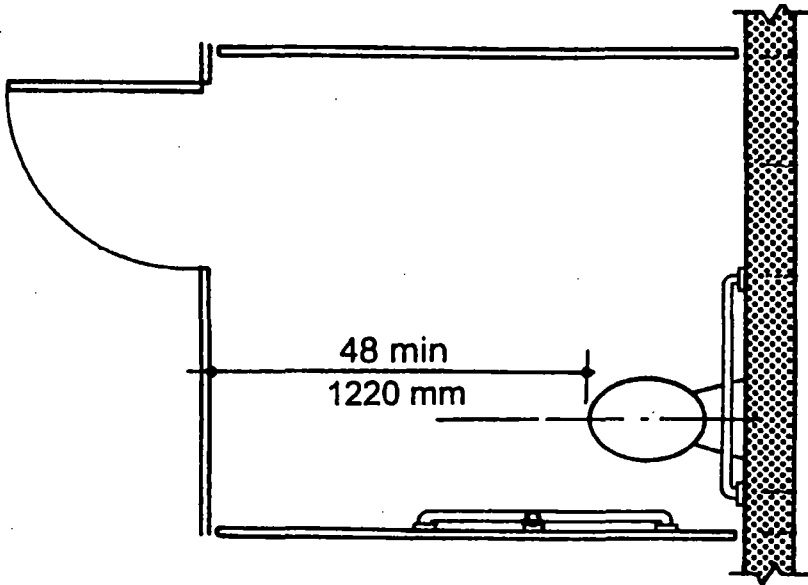


Statutory Authority: *MS s 16B.61; 471.467*

History: *20 SR 1991*

1340.1270 B4.18.3.1, WHEEL CHAIR ACCESSIBLE TOILET STALLS – DOOR SWING OUT.

See part 1340.1180, subpart 1.



Statutory Authority: *MS s 16B.61; 471.467*

History: *20 SR 1991*

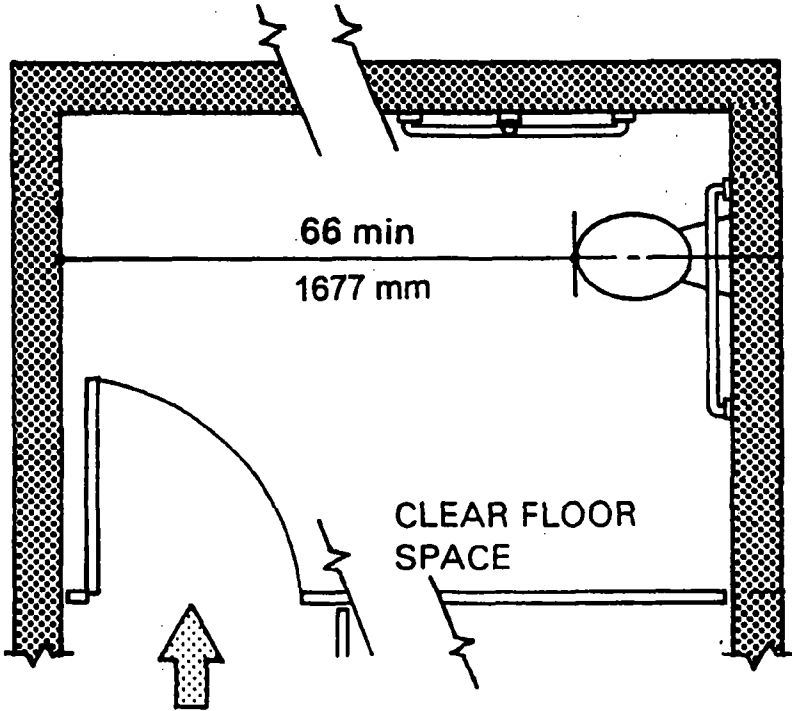
MINNESOTA RULES 1997

187

FACILITIES FOR THE HANDICAPPED 1340.1280

1340.1280 B4.18.3.2, WHEELCHAIR ACCESSIBLE TOILET STALLS – DOOR SWING IN.

See part 1340.1180, subpart 2.



Statutory Authority: *MS s 16B.61; 471.467*

History: *20 SR 1991*

- 1340.1300 [Repealed, 20 SR 1991]
- 1340.1400 [Repealed, 20 SR 1991]
- 1340.1500 [Repealed, 20 SR 1991]
- 1340.1600 [Repealed, 20 SR 1991]
- 1340.1700 [Repealed, 20 SR 1991]
- 1340.1800 [Repealed, 20 SR 1991]
- 1340.1900 [Repealed, 20 SR 1991]
- 1340.9000 [Repealed, 20 SR 1991]
- 1340.9100 [Repealed, 20 SR 1991]
- 1340.9200 [Repealed, 20 SR 1991]
- 1340.9300 [Repealed, 20 SR 1991]
- 1340.9400 [Repealed, 20 SR 1991]
- 1340.9500 [Repealed, 20 SR 1991]
- 1340.9600 [Repealed, 20 SR 1991]

MINNESOTA RULES 1997

FACILITIES FOR THE HANDICAPPED

188

1340.9700 [Repealed, 20 SR 1991]

1340.9800 [Repealed, 20 SR 1991]

1340.9900 [Repealed, 20 SR 1991]